

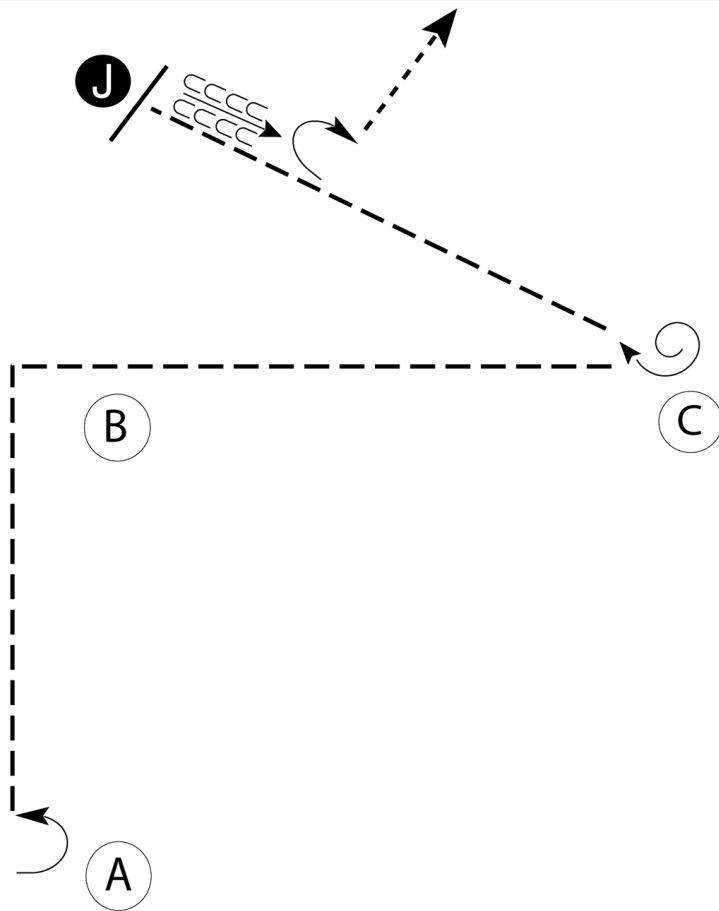
Grinnell Saddle Club Added Money/Jackpot Open Show

\$50 Added Jackpot Showmanship (Jackpot)

Show Date: 07-25-2020

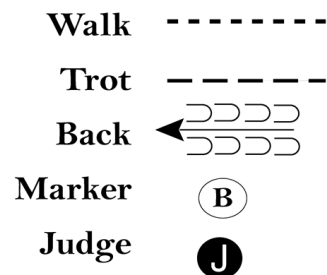
w w w . H o r s e S h o w P a t t e r n s . c o m

w w w . H o r s e S h o w P a t t e r n s . c o m



Be ready FACING A.

1. 1/4 pull turn and trot to B.
2. Trot the corner at B and continue to trot to C.
3. Stop at C.
4. 1 5/8 turn at C.
5. Trot to judge and set up for inspection.
6. When dismissed, back one horse length.
7. 1/4 turn and walk off.



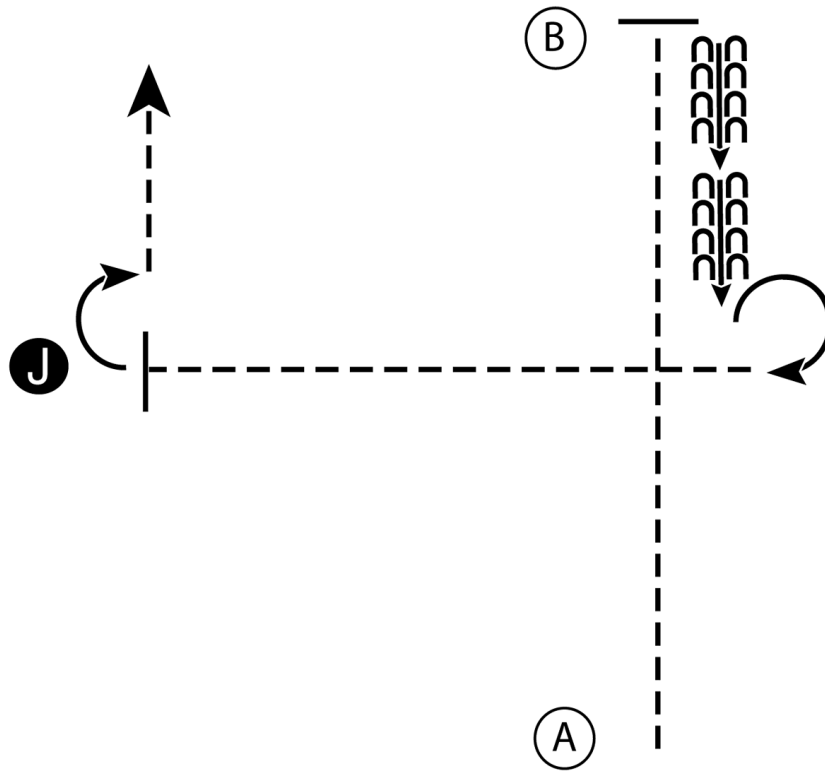
[S/3-20]

Pattern Provided by:
Mary Pohlmann

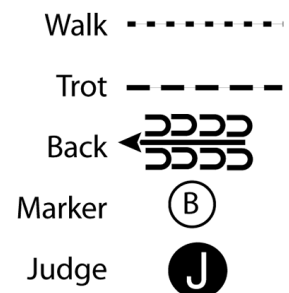
Grinnell Saddle Club Added Money/Jackpot Open Show

Adult Showmanship (19 & Over)

Show Date: 07-25-2020



1. Trot A to B
2. Stop at B and back halfway to A
3. Stop and perform a 270 degree turn
4. Trot to judge and set up for inspection
5. When dismissed perform a 90 degree turn and trot away from judge



[S/2-3]

Pattern Provided by:
Mary Pohlmann

w w w . H o r s e S h o w P a t t e r n s . c o m

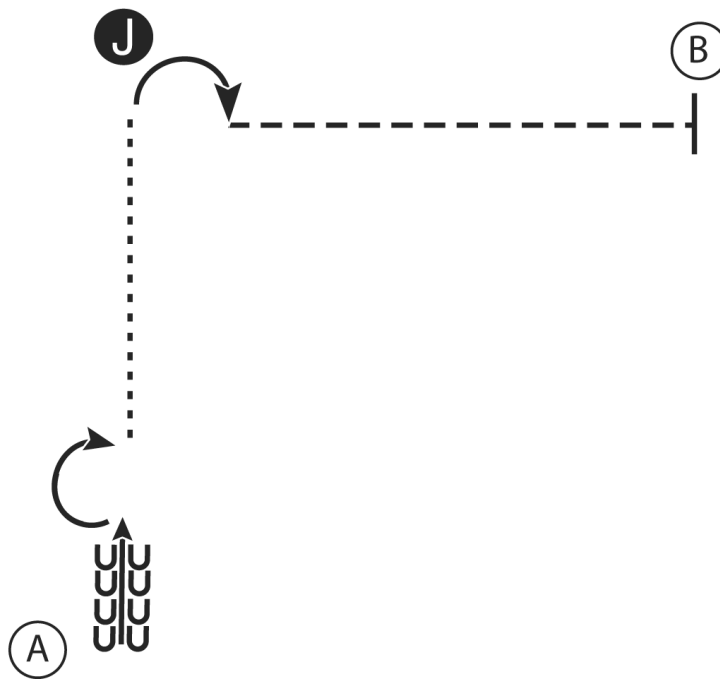
w w w . H o r s e S h o w P a t t e r n s . c o m

Grinnell Saddle Club Added Money/Jackpot Open Show Youth Showmanship (13-18)

Show Date: 07-25-2020

w w w . H o r s e S h o w P a t t e r n s . c o m

w w w . H o r s e S h o w P a t t e r n s . c o m



1. Back 4 steps at A
2. Perform a 180 degree turn
3. Walk to the judge and set up for inspection
4. When dismissed perform a 90 degree turn and trot to B
5. Stop at B

Walk - - - - -

Trot - - - - -

Back ←

Marker (B)

Judge (J)

[S/1-2]

Pattern Provided by:
Mary Pohlmann

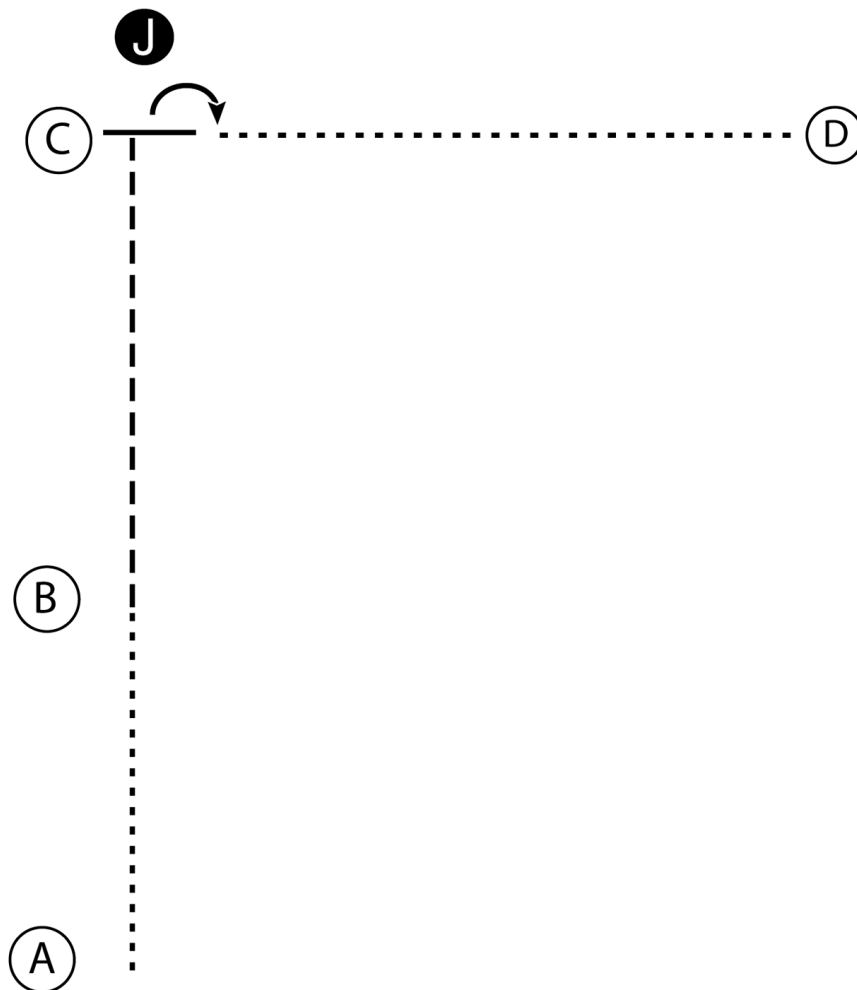
Grinnell Saddle Club Added Money/Jackpot Open Show

Youth Showmanship (12 & Under)


Show Date: 07-25-2020

w w w . H o r s e S h o w P a t t e r n s . c o m

w w w . H o r s e S h o w P a t t e r n s . c o m



1. Walk from A to B.
2. Trot from B to C.
3. Stop at C and set up for inspection.
4. When dismissed perform a 90 degree turn.
5. Walk to D.

Walk
Trot - - - - -
Back ← 
Marker (B)
Judge (J)

[S/1-4]

Pattern Provided by:
Mary Pohlmann

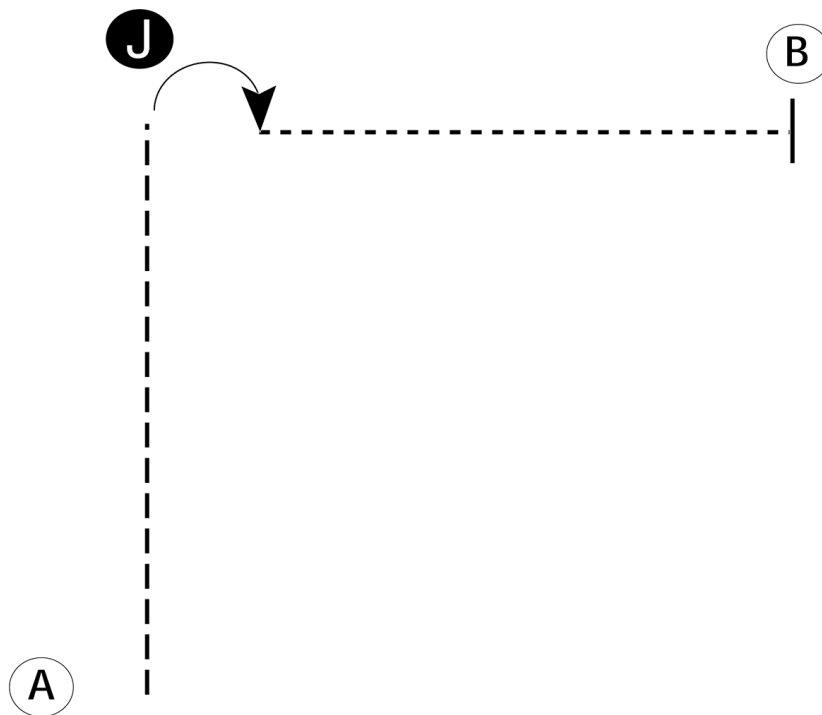
Grinnell Saddle Club Added Money/Jackpot Open Show

STARS Showmanship (12 & Under)

Show Date: 07-25-2020

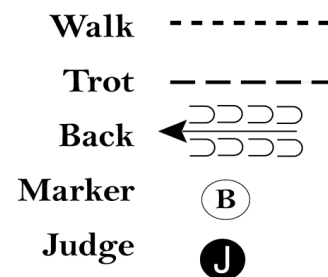
w w w . H o r s e S h o w P a t t e r n s . c o m

w w w . H o r s e S h o w P a t t e r n s . c o m



Be ready at A.

1. Trot from A to Judge.
2. Stop and set up for inspection.
3. When dismissed, perform a 90 degree turn.
4. Walk away from judge to B.
5. Stop at B.
6. Follow the instructions of your ring steward.



[S/WT-8]

Pattern Provided by:
Mary Pohlmann

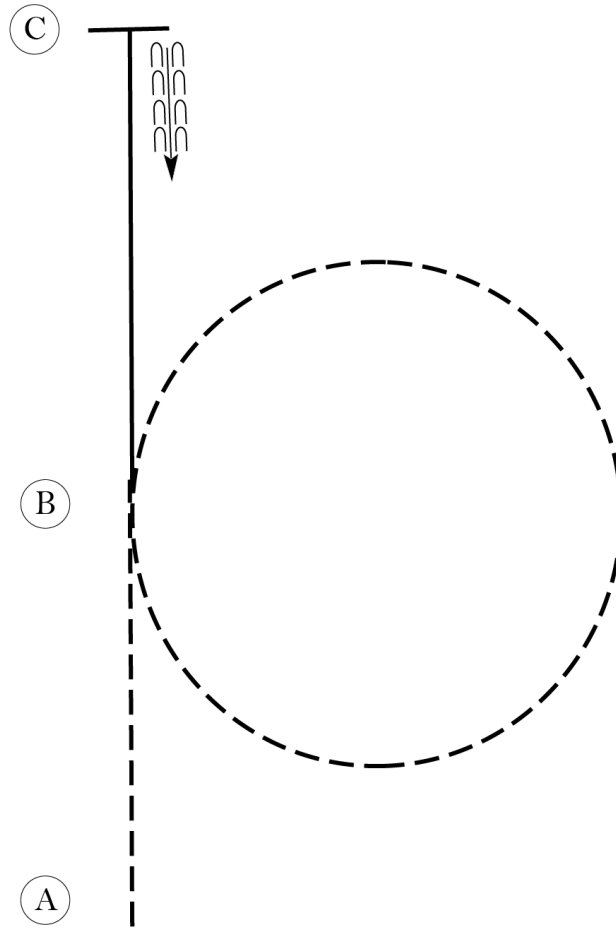
Grinnell Saddle Club Added Money/Jackpot Open Show

Youth Equitation (18 & Under)

Show Date: 07-25-2020

w w w . H o r s e S h o w P a t t e r n s . c o m

w w w . H o r s e S h o w P a t t e r n s . c o m



Be ready before A.

1. Sitting trot A to B.
2. At B, posting trot circle to the right on proper diagonal.
3. At B, canter on the left lead to C.
4. Stop at C and back approximately one horse length.

Walk	-----
Trot	- - - - -
Extended Trot	-----
Canter	—————
Leg Yield	
Lead Change	↙ ↘
Back	← ← ← ← ←
Marker	⊙
Sidepass	← - - - - →
Hand Gallop	—————

[HSE/1-2]

Pattern Provided by:
Mary Pohlmann

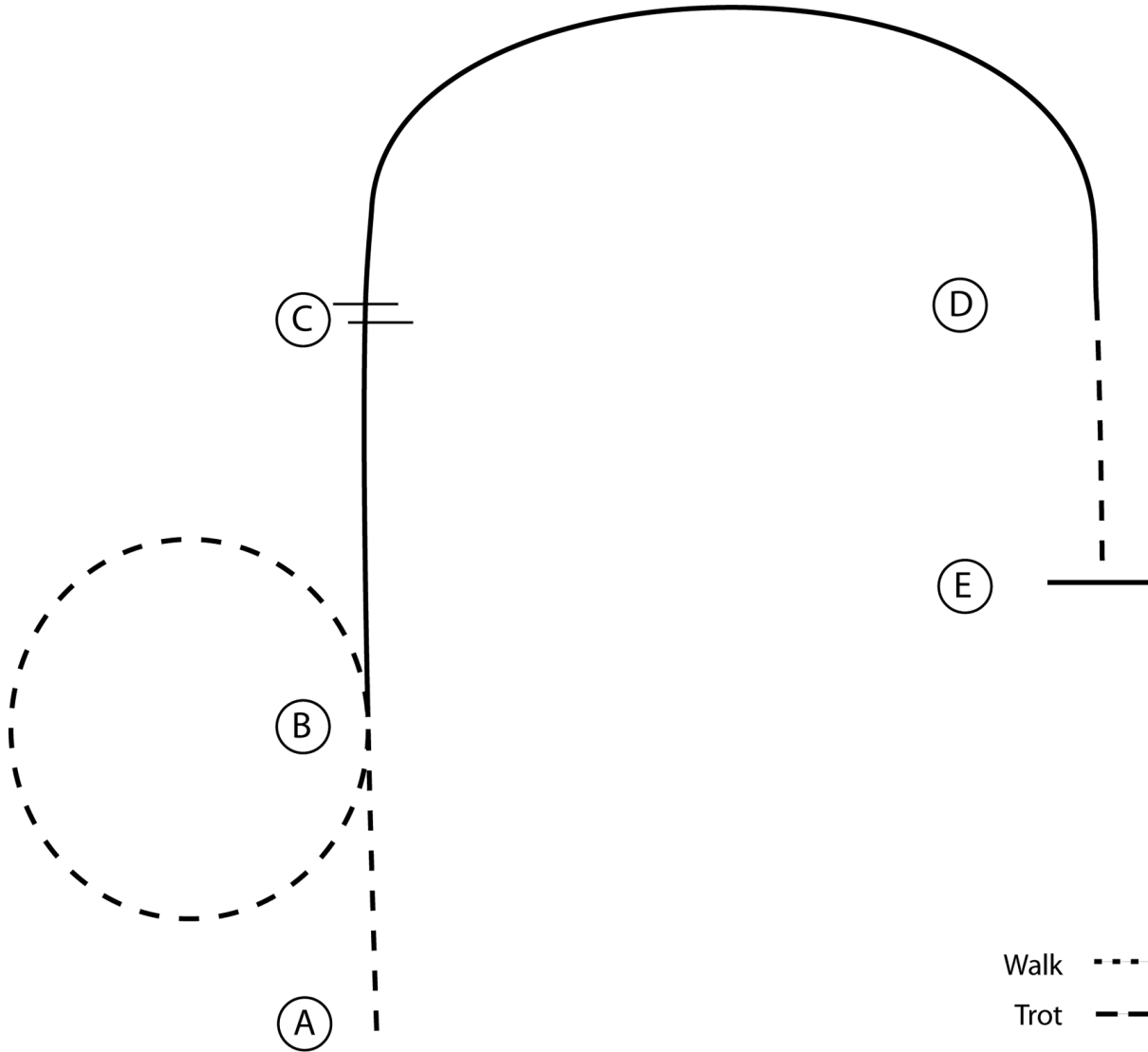
Grinnell Saddle Club Added Money/Jackpot Open Show

Adult Equitation (19 & Over)

Show Date: 07-25-2020

w w w . H o r s e S h o w P a t t e r n s . c o m

w w w . H o r s e S h o w P a t t e r n s . c o m



1. Sitting trot A to B
2. At B posting trot a circle to the left on the right diagonal
3. At B canter on the right lead to C
4. At C perform a lead change and continue around to D
5. At D posting trot to E on the left diagonal

Walk
Trot	- - - - -
Extended Trot	- - - - -
Canter	—————
Leg Yield	
Lead Change	↘
Back	←←←←←
Marker	⊙ (B)
Sidepass	← - - - - →

[HSE/2-18]

Pattern Provided by:
Mary Pohlmann

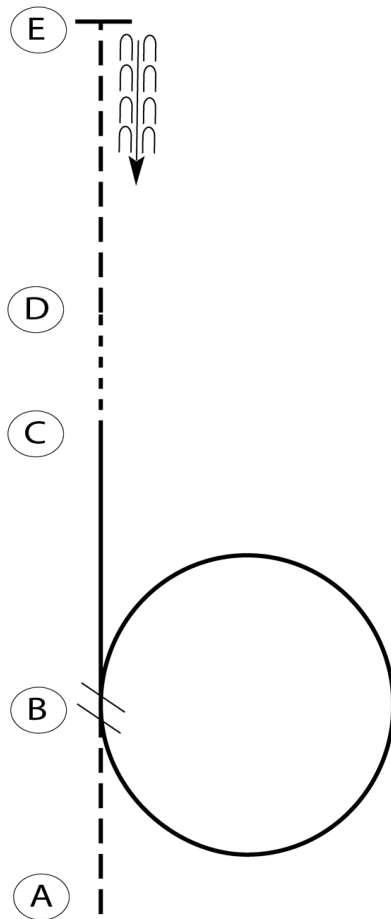
Grinnell Saddle Club Added Money/Jackpot Open Show

\$50 Added Jackpot Horsemanship (Jackpot)

Show Date: 07-25-2020

w w w . H o r s e S h o w P a t t e r n s . c o m

w w w . H o r s e S h o w P a t t e r n s . c o m



Be ready at A.

1. Jog from A to B.
2. Lope a circle to the right on the right lead.
3. Change leads at B.
4. Lope on the left lead to C.
5. Walk from C to D.
6. Jog from D to E.
7. Stop at E and back one horse length.

Retire to the rail or line up at a jog.

Walk	-----
Jog	- - - - -
Extended Jog	- - - - -
Lope	—————
Leg Yield	
Lead Change	— / —
Back	← C C C C C
Marker	⊙ B
Sidepass	←-----→

[WH/2-22]

Pattern Provided by:

Mary Pohlmann

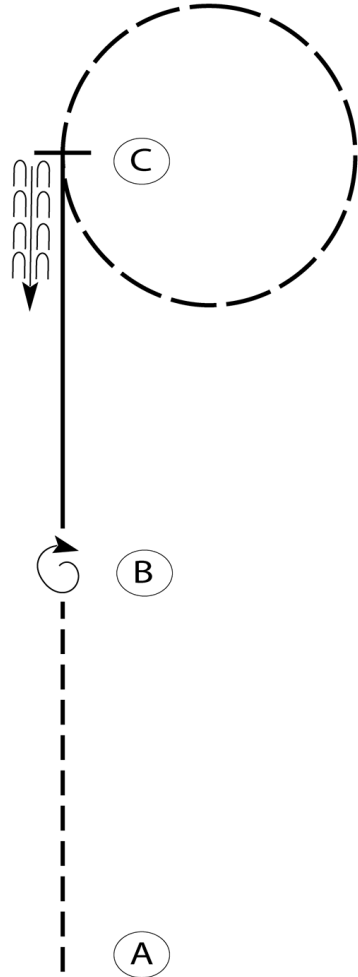
Grinnell Saddle Club Added Money/Jackpot Open Show

Adult Horsemanship (19 & Over)

Show Date: 07-25-2020

www.HorseShowPatterns.com

www.HorseShowPatterns.com



Be ready at A.

1. Jog from A to B.
2. Stop at B and perform a 360 degree turn to the right.
3. Lope on the right lead to C.
4. Even with C, break to an extended jog and circle to the right.
5. Stop at C and back one horse length

Retire to the rail or line up at a jog.

Walk	-----
Jog	- - - - -
Extended Jog	- - - - -
Lope	—————
Leg Yield	
Lead Change	— / —
Back	← ← ← ← ←
Marker	Ⓚ
Sidepass	← — — — — →

[WH/2-20]

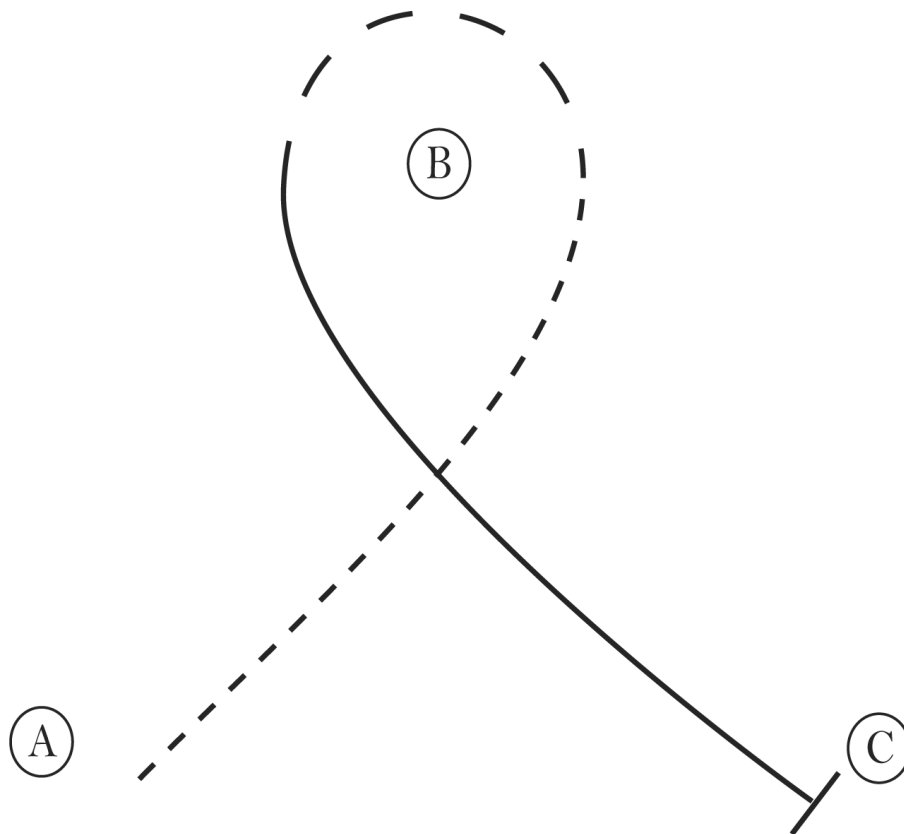
Pattern Provided by:

Mary Pohlmann

Grinnell Saddle Club Added Money/Jackpot Open Show

Youth Horsemanship (13-18)

Show Date: 07-25-2020



1. Jog A to B
2. At B extend the jog
3. Extended jog around B
4. At B lope on the right lead to C
5. Stop at C

Walk
Jog	-----
Extended Jog	-----
Lope	—————
Leg Yield	
Lead Change	↘
Back	←←←←←
Marker	(B)
Sidepass	←-----←

[WH/1-3]

Pattern Provided by:

Mary Pohlmann

www.HorseShowPatterns.com

www.HorseShowPatterns.com

Grinnell Saddle Club Added Money/Jackpot Open Show

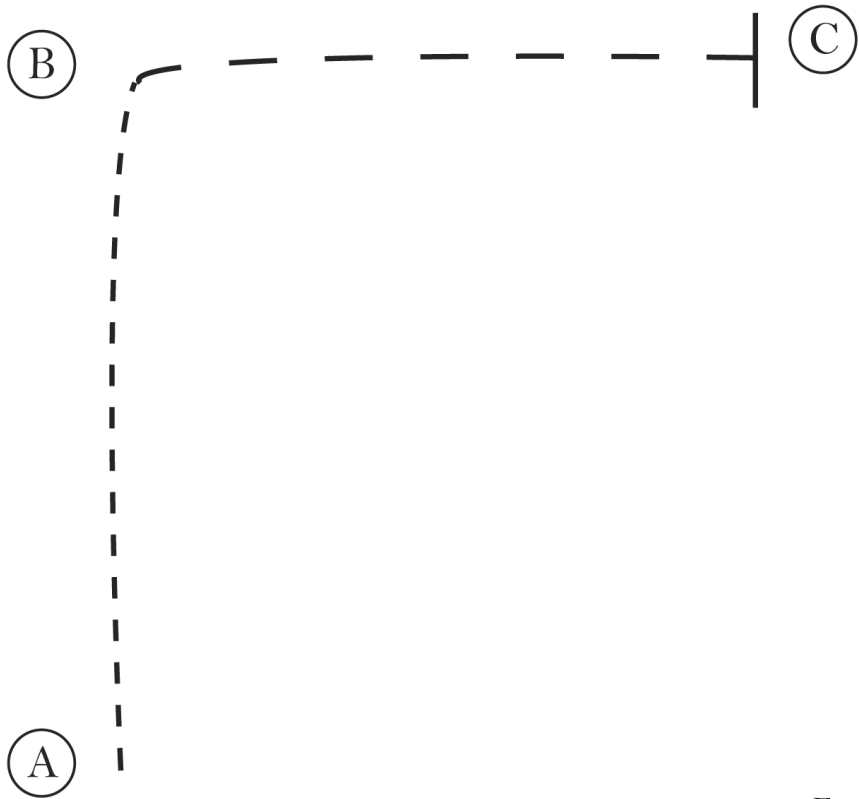
STARS Horsemanship (12 & Under)

Show Date: 07-25-2020

w w w . H o r s e S h o w P a t t e r n s . c o m

w w w . H o r s e S h o w P a t t e r n s . c o m

1. Jog A to B
2. At B extend the jog to C
3. Stop at C



- Walk (dotted line)
- Jog - - - - - (dashed line)
- Extended Jog - - - - - (long dashed line)
- Lope _____ (solid line)
- Leg Yield ||||| (vertical bars)
- Lead Change / (diagonal line)
- Back ←←←←← (curved arrows pointing left)
- Marker (B) (circle with B)
- Sidepass ←←←←← (dashed line with arrows pointing left)

[WH/WT-1]

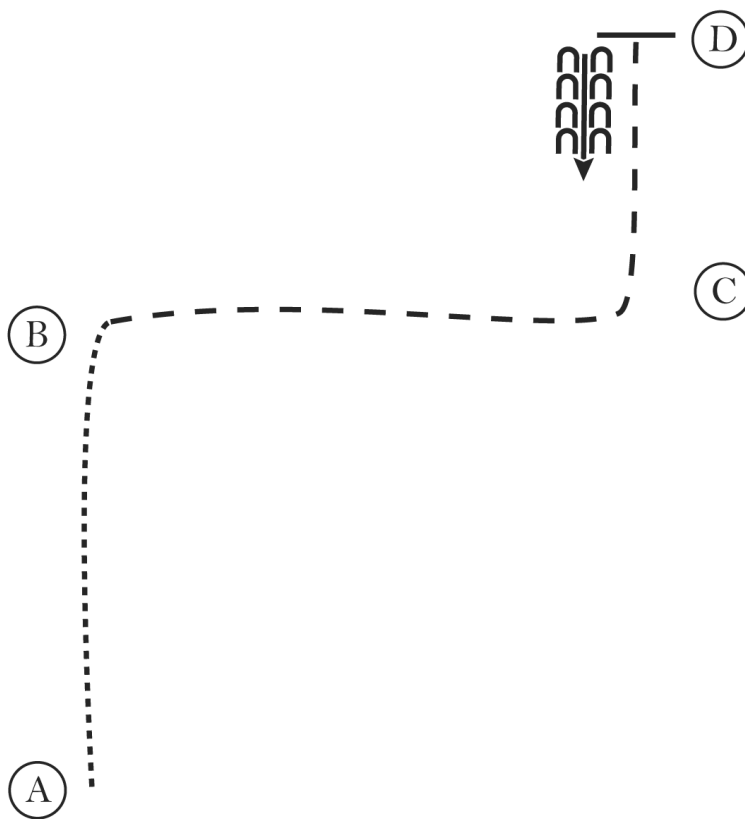
Pattern Provided by:
Mary Pohlmann

Grinnell Saddle Club Added Money/Jackpot Open Show

Walk-Trot Horsemanship (12 & Under)

Show Date: 07-25-2020

1. Walk A to B
2. At B jog to D
3. At D stop and back 4 steps.



Walk
Jog	-----
Extended Jog	-----
Lope	—————
Leg Yield	
Lead Change	—/—
Back	← C C C C
Marker	Ⓚ
Sidepass	←-----→

[WH/WT-2]

Pattern Provided by:

Mary Pohlmann

w w w . H o r s e S h o w P a t t e r n s . c o m

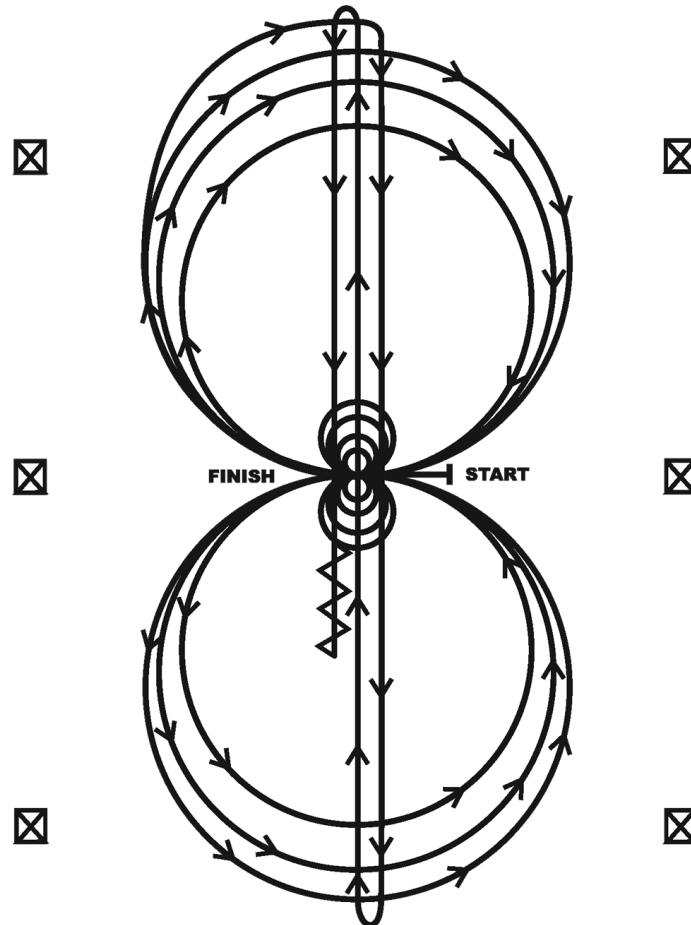
w w w . H o r s e S h o w P a t t e r n s . c o m

Grinnell Saddle Club Added Money/Jackpot Open Show

Reining (19 & Over and 18 & Under)

Show Date: 07-25-2020

REINING PATTERN 2



Horses may walk or jog to the center of arena. Horses must walk or stop prior to starting pattern. Beginning at the center of the arena facing the left wall or fence.

1. Beginning on the right lead, complete three circles to the right: the first circle small and slow; the next two circles large and fast. Change leads at the center of the arena.
2. Complete three circles to the left: the first circle small and slow; the next two circles large and fast. Change leads at the center of the arena.
3. Continue around previous circle to the right. At the top of the circle, run down the middle to the far end of the arena past the end marker and do a right rollback—no hesitation.
4. Run up the middle to the opposite end of the arena past the end marker and do a left rollback—no hesitation.
5. Run past the center marker and do a sliding stop. Back up to the center of the arena or at least ten feet (three meters). Hesitate.
6. Complete four spins to the right. Hesitate.
7. Complete four spins to the left. Hesitate to demonstrate the completion of the pattern.

[R/AQHAP-2]

Pattern Provided by:

Mary Pohlmann