

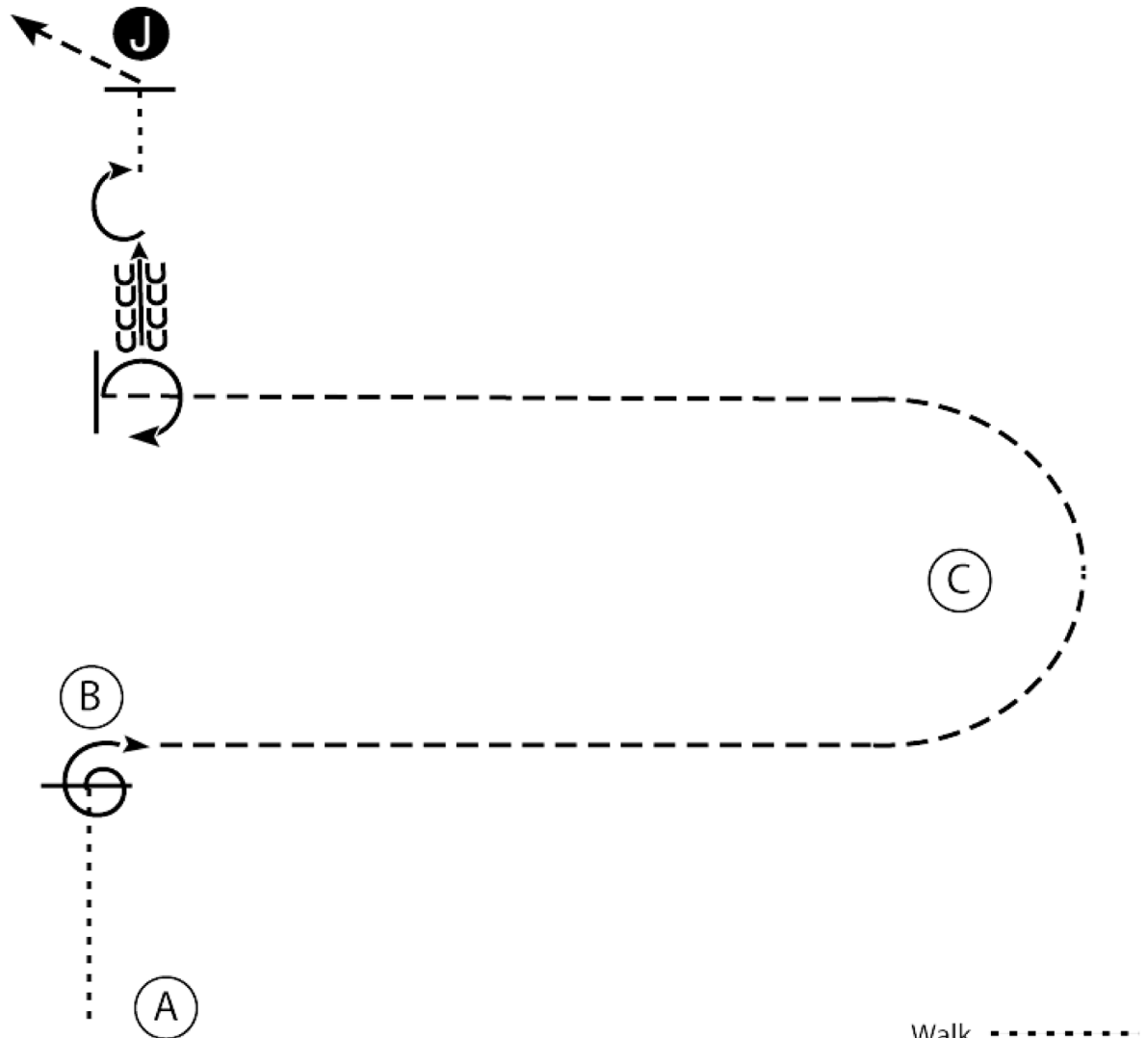
Grinnell Saddle Club

Jackpot Showmanship

Show Date: 07-26-2020

w w w . H o r s e S h o w P a t t e r n s . c o m

w w w . H o r s e S h o w P a t t e r n s . c o m



1. Walk from A to B. At B stop.
2. Perform a 450 degree turn and trot around C.
3. Stop when even with B. Perform a 270 degree turn and back 5 steps.
4. Perform a 180 degree turn. Walk to the Judge and set up for inspection.
5. When dismissed trot to the line-up.

Walk - - - - -

Trot - - - - -

Back ← S S S S S

Marker (B)

Judge (J)

[S/3-4]

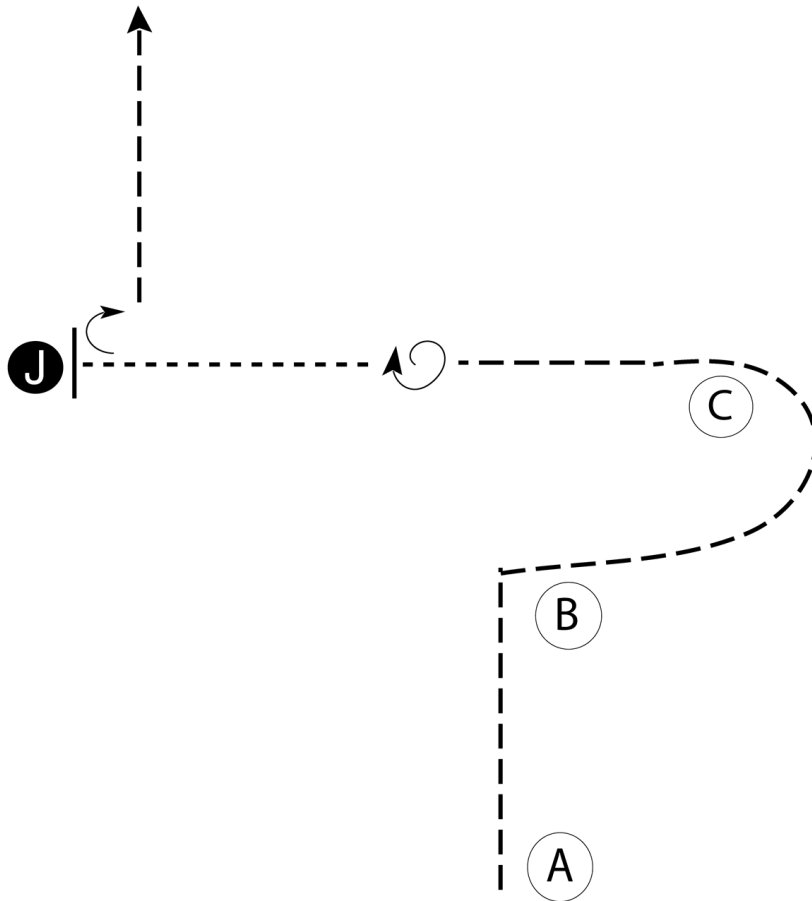
Pattern Provided by:

Monica Hild

Grinnell Saddle Club

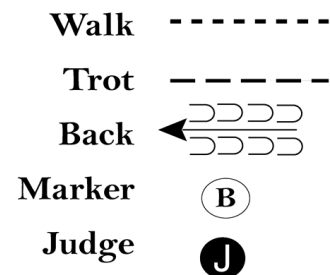
19+ and 13-18 Showmanship

Show Date: 07-26-2020



Be ready at A.

1. Trot around B and C as shown.
2. Halfway between C and the judge, stop and do a 360 degree turn.
3. Walk to judge and set up for inspection.
4. When dismissed, do a 90 degree turn and trot away.



[S/3-21]

Pattern Provided by:

Monica Hild

w w w . H o r s e S h o w P a t t e r n s . c o m

w w w . H o r s e S h o w P a t t e r n s . c o m

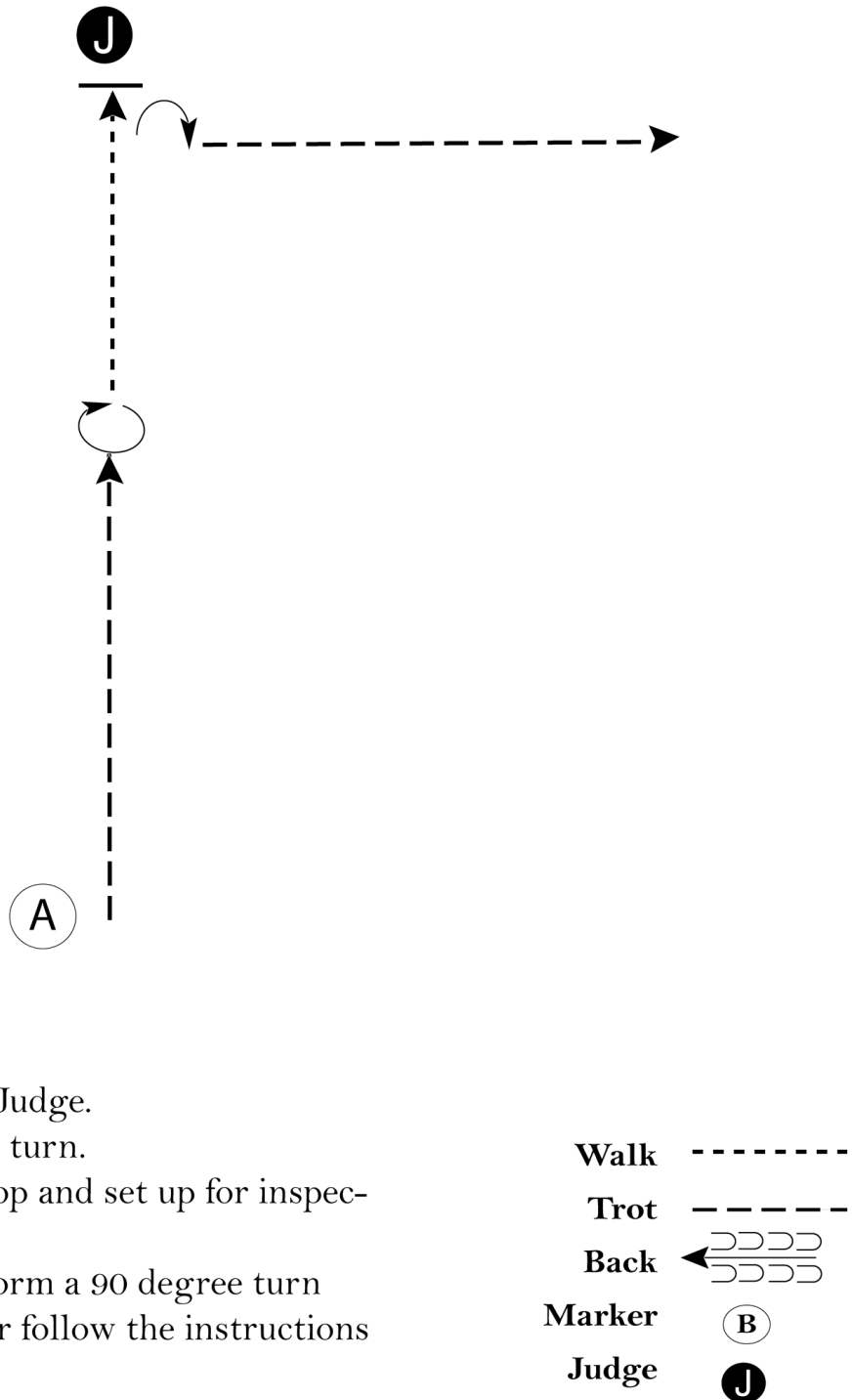
Grinnell Saddle Club

Youth Showmanship 12&U

Show Date: 07-26-2020

w w w . H o r s e S h o w P a t t e r n s . c o m

w w w . H o r s e S h o w P a t t e r n s . c o m



[S/1-17]

Pattern Provided by:

Monica Hild

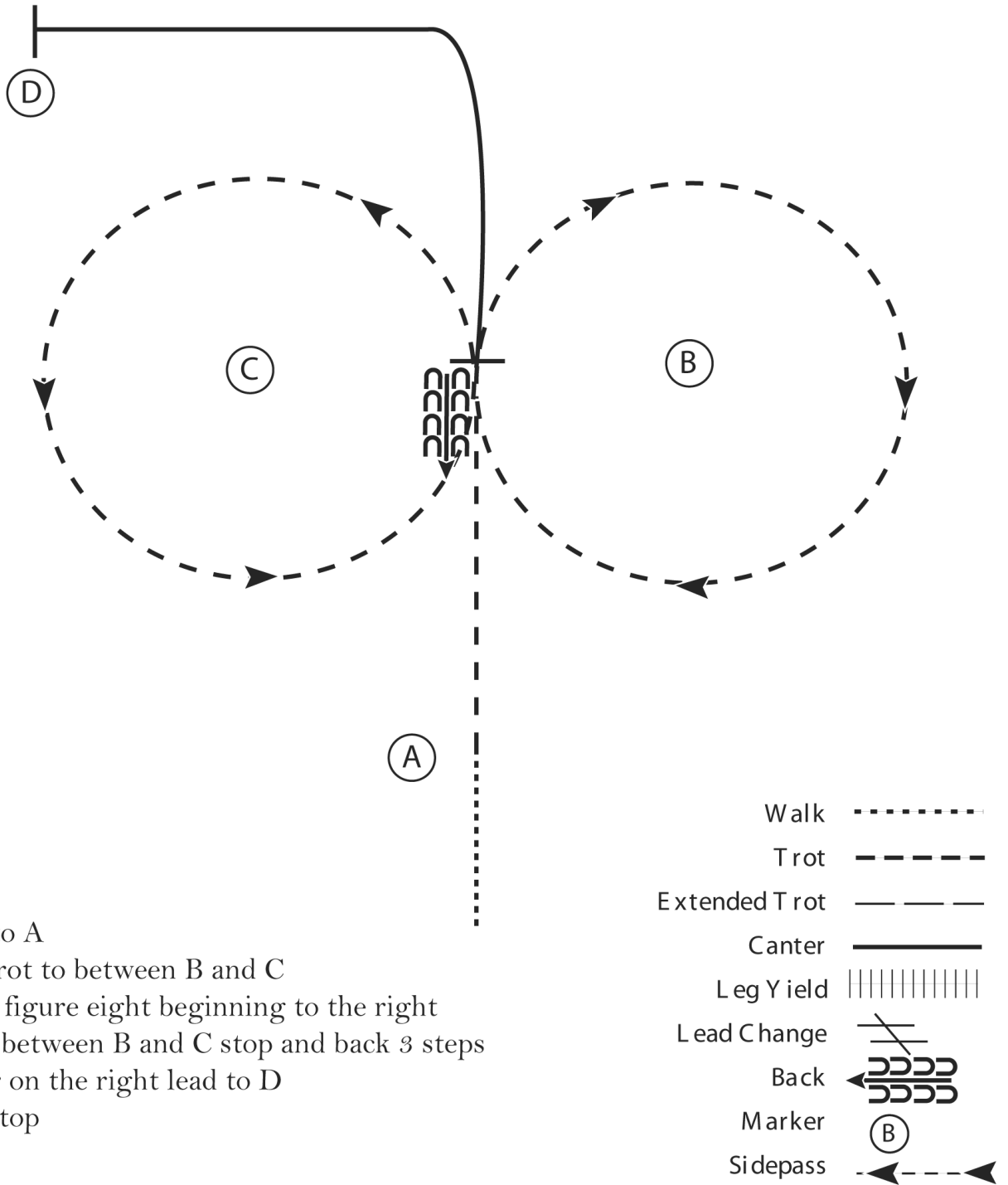
Grinnell Saddle Club

Youth Equitation 18U

Show Date: 07-26-2020

w w w . H o r s e S h o w P a t t e r n s . c o m

w w w . H o r s e S h o w P a t t e r n s . c o m



[HSE/1-4]

Pattern Provided by:

Monica Hild

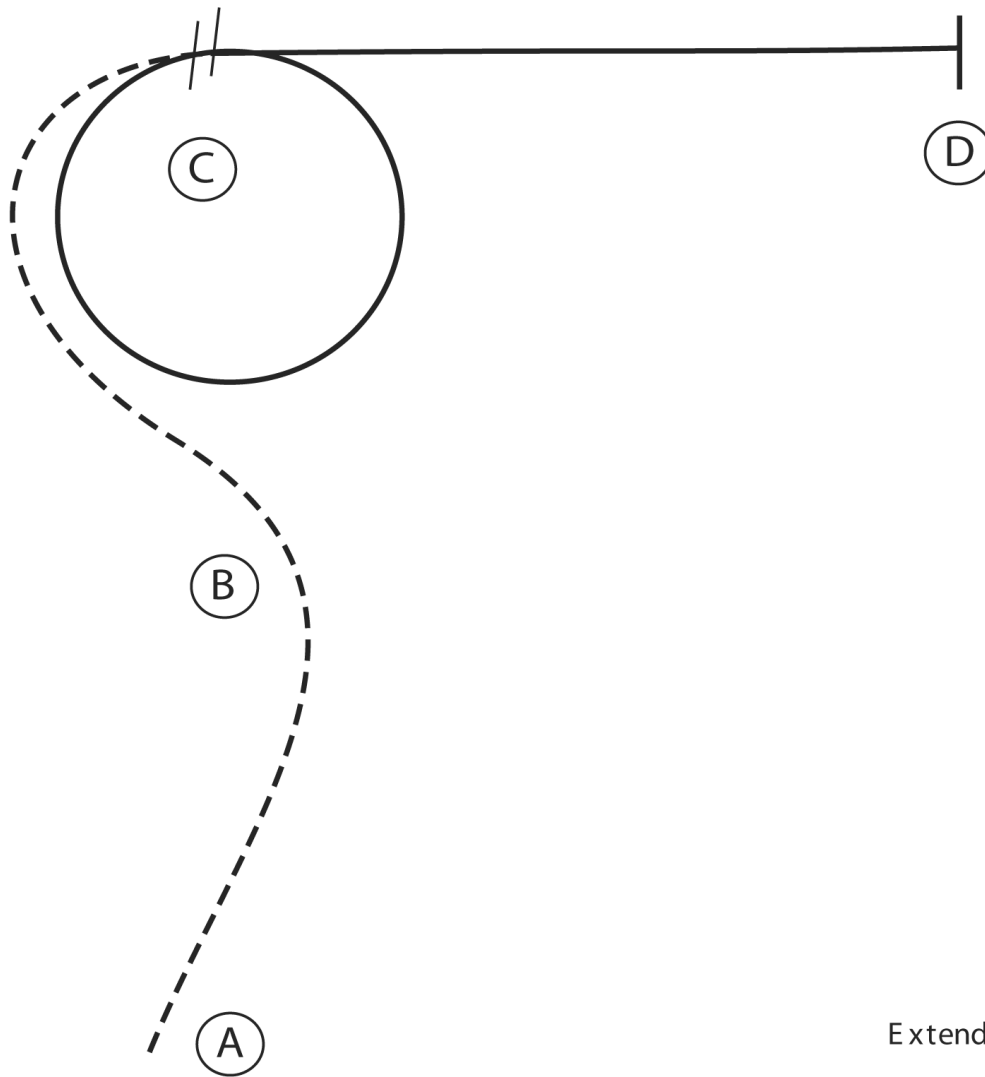
Grinnell Saddle Club

Adult Equitation 19+

Show Date: 07-26-2020

W W W . H O R S E S H O W P A T T E R N S . C O M

W W W . H O R S E S H O W P A T T E R N S . C O M



1. Posting trot A to B on the right diagonal
2. Change diagonals at B and continue to C
3. At C canter a circle to the right on the right lead
4. At C perform a lead change and continue to D
5. Stop at D

Walk
Trot	- - - - -
Extended Trot	- - - - -
Canter	—————
Leg Yield	
Lead Change	↙ ↘
Back	←←←←← ←←←←←
Marker	(B)
Sidepass	←- - - -←

[HSE/2-15]

Pattern Provided by:

Monica Hild

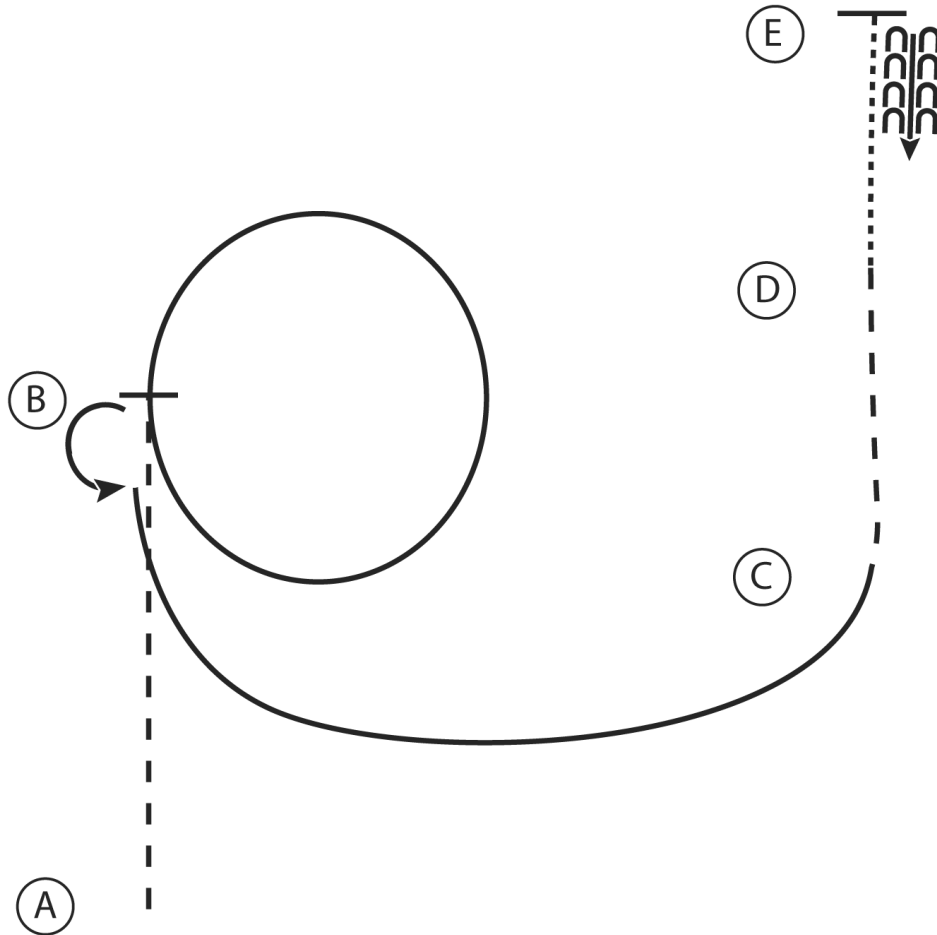
Grinnell Saddle Club

Jackpot Horsemanship

Show Date: 07-26-2020

w w w . H o r s e S h o w P a t t e r n s . c o m

w w w . H o r s e S h o w P a t t e r n s . c o m



1. Jog A to B
2. At B lope a circle to the right on the right lead
3. Stop at B and perform a 180 degree turn to the left
4. Lope a half circle around to C
5. At C jog to D
6. At D walk to E
- 7 At E stop and back 4 steps

Walk
Jog	-----
Extended Jog	-----
Lope	—————
Leg Yield	
Lead Change	↙ ↘
Back	←←←←
Marker	⊙
Sidepass	←←←←

[WH/3-11]

Pattern Provided by:

Monica Hild

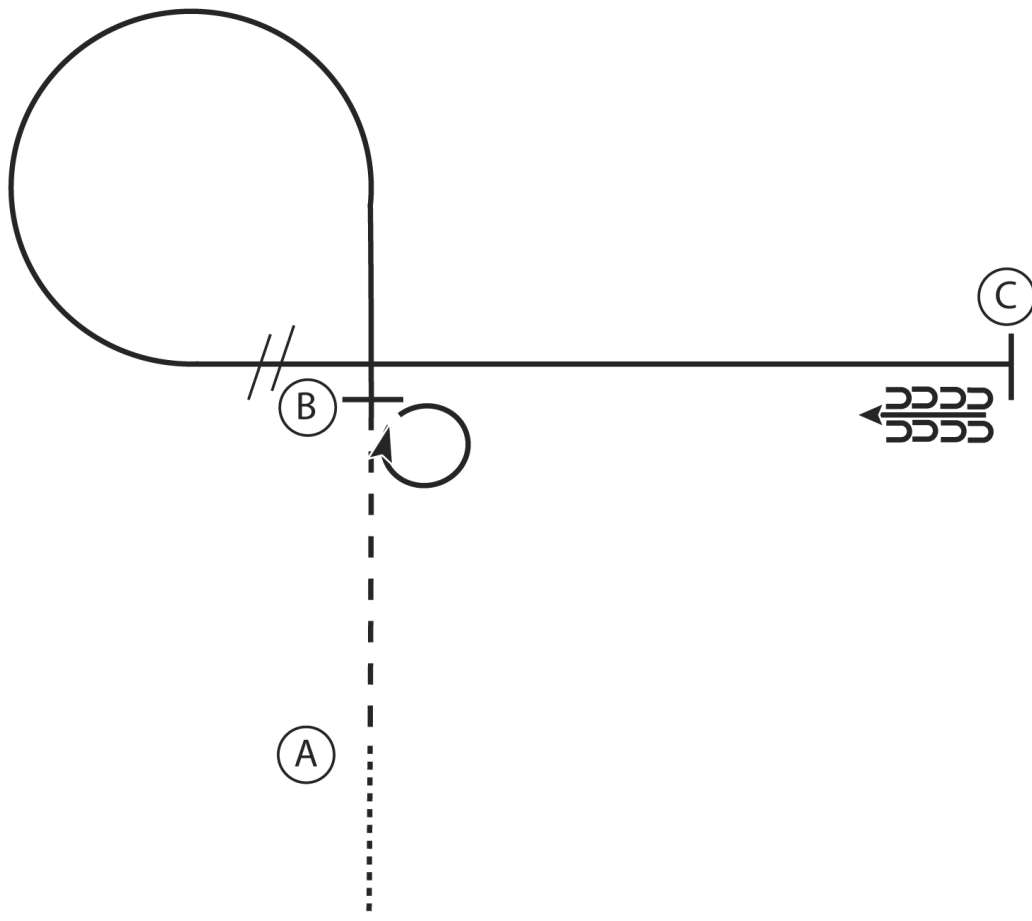
Grinnell Saddle Club

Adult & 13-18 Horsemanship

Show Date: 07-26-2020

w w w . H o r s e S h o w P a t t e r n s . c o m

w w w . H o r s e S h o w P a t t e r n s . c o m



1. Walk to A
2. At A jog to B
3. Stop at B and perform a 360 degree turn to the right
4. Lope a circle to the left
5. At B perform a lead change and continue to C
6. At C stop and back 5 steps

Walk
Jog	-----
Extended Jog	- - - - -
Lope	—————
Leg Yield	
Lead Change	///
Back	←←←←←
Marker	(B)
Sidepass	- - - - -<

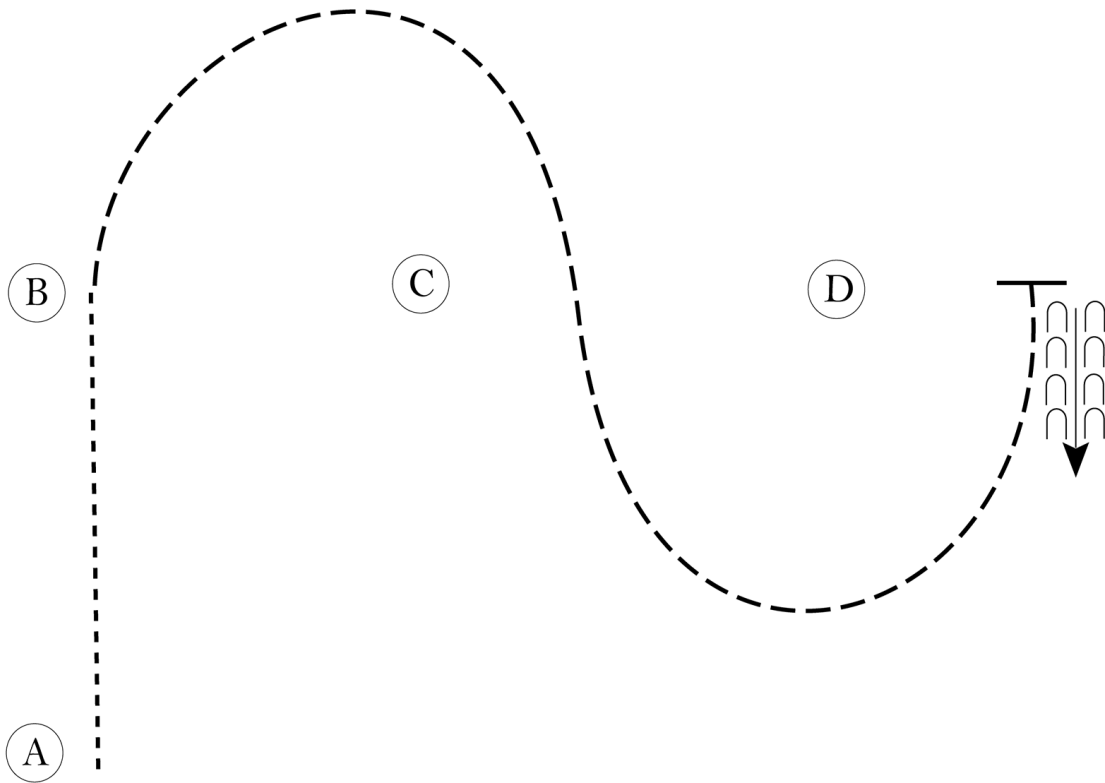
[WH/2-10]

Pattern Provided by:
Monica Hild

Grinnell Saddle Club

WT Horsemanship 12&U

Show Date: 07-26-2020



Be ready at A.

1. Walk A to B.
2. Jog at B, around C and to D.
3. Stop at D and back approximately one horse length.

Follow the instructions of your ring steward.

Walk	-----
Jog	- - - - -
Extended Jog	- - - - -
Lope	—————
Leg Yield	
Lead Change	— / —
Back	← — — — —
Marker	⊙
Sidepass	← — — — — →

[WH/WT-6]

Pattern Provided by:

Monica Hild

w w w . H o r s e S h o w P a t t e r n s . c o m

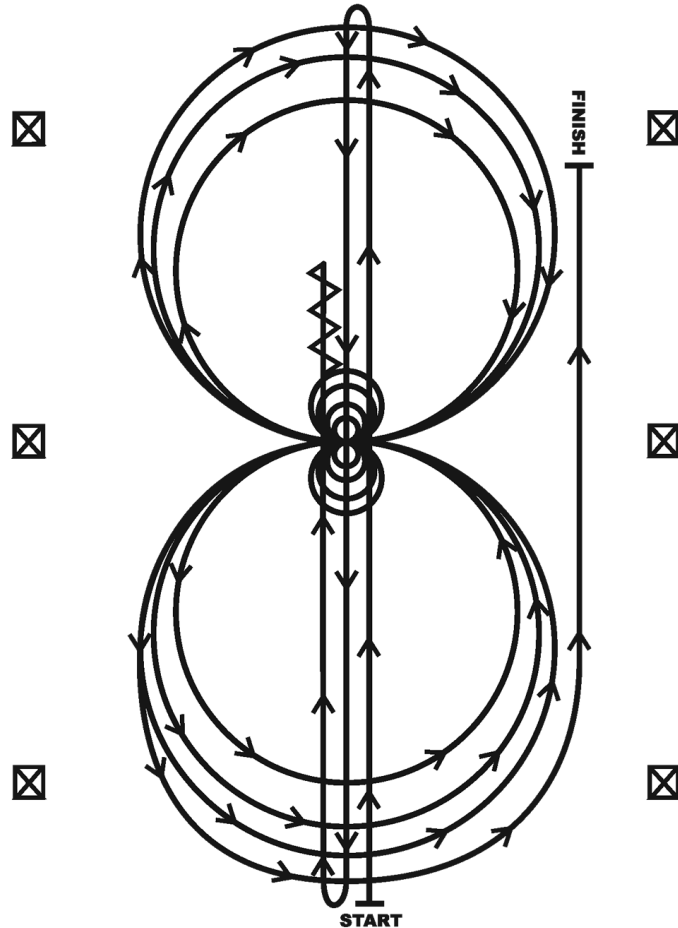
w w w . H o r s e S h o w P a t t e r n s . c o m

Grinnell Saddle Club

Reining

Show Date: 07-26-2020

REINING PATTERN I



1. Run at speed to the far end of the arena past the endmarker and do a left rollback—no hesitation.
2. Run to the opposite end of the arena past the end marker and do a right rollback—no hesitation.
3. Run past the center marker and do a sliding stop. Back up to center of the arena or at least ten feet (three meters). Hesitate.
4. Complete four spins to the right. Hesitate.
5. Complete four and one-quarter spins to the left so that horse is facing left wall or fence. Hesitate.
6. Beginning on the left lead, complete three circles to the left: the first circle large and fast; the second circle small and slow; the third circle large and fast. Change leads at the center of the arena.
7. Complete three circles to the right: the first circle large and fast; the second circle small and slow; the third circle large and fast. Change leads at the center of the arena.
8. Begin a large circle to the left but do not close this circle. Run straight up the right side of the arena past the center marker and do a sliding stop at least twenty feet (six meters) from wall or fence. Hesitate to demonstrate the completion of the pattern.

[R/AQHAP-1]

Pattern Provided by:

Monica Hild