

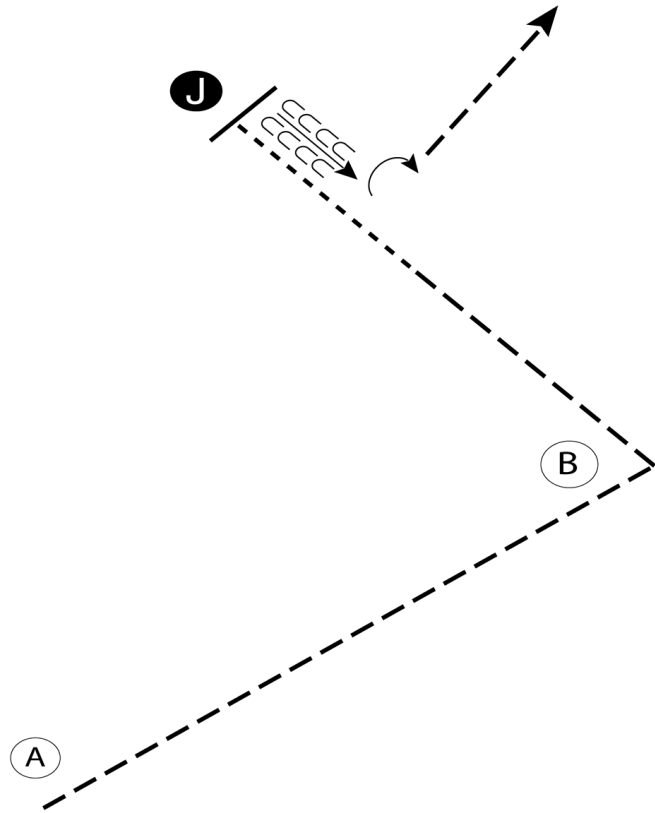
# GSC Kirkwood

## STARS SHOWMANSHIP (12 & Under)

Show Date: 07-27-2024

w w w . H o r s e S h o w P a t t e r n s . c o m

w w w . H o r s e S h o w P a t t e r n s . c o m



Be ready at A.

1. Trot to and around B and halfway to judge.
2. Walk to judge.
3. Stop and set up for inspection.
4. When dismissed back one horse length.
5. Perform a 90 degree turn and trot to the line-up.

Follow the instructions of your ring steward.

Walk	-----
Trot	- - - - -
Back	←
Marker	ⓑ
Judge	ⓐ

[S/WT-27]

Pattern Provided by:  
*Saundy Anderson*

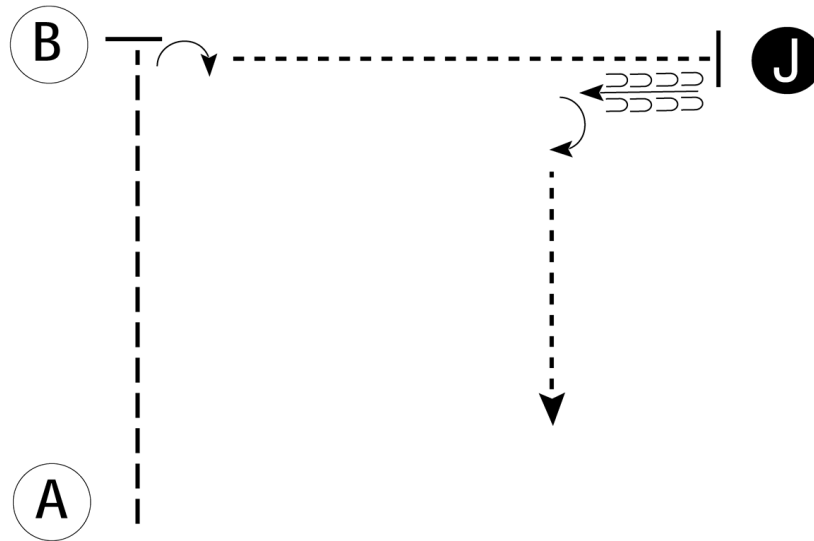
# GSC Kirkwood

## Youth Showmanship # 63 (12 & Under)

Show Date: 07-27-2024

w w w . H o r s e S h o w P a t t e r n s . c o m

w w w . H o r s e S h o w P a t t e r n s . c o m



Be ready at A.

1. Trot from A to B.
2. Stop at B and perform a 90 degree turn.
3. Walk to judge.
4. Stop and set up for inspection.
5. When dismissed, back approximately one horse length.
6. Perform a 90 degree turn and walk away.

Follow the directions of your ring steward.

Walk	-----
Trot	- - - - -
Back	← ㄣ ㄣ ㄣ
Marker	⊙ B
Judge	● J

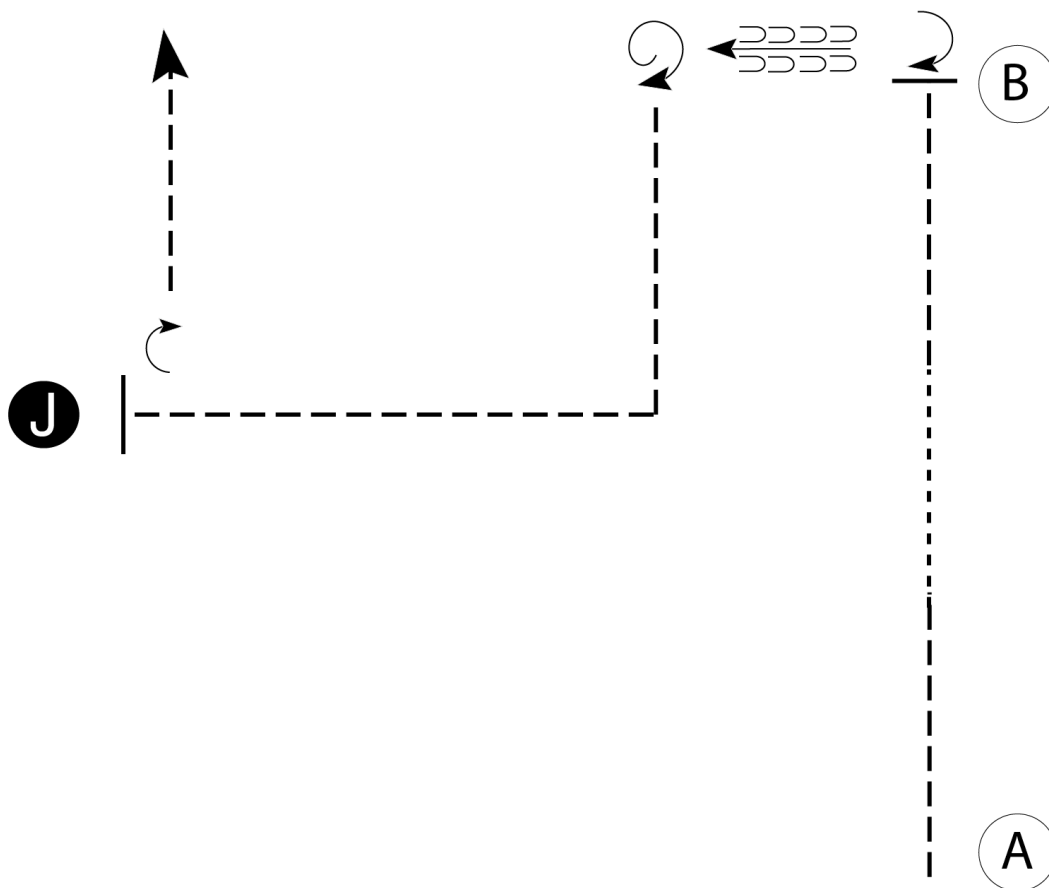
[S/WT-56]

Pattern Provided by:  
*Saundy Anderson*

# GSC Kirkwood

## JACKPOT SHOWMANSHIP #64 (Open - All Ages)

Show Date: 07-27-2024



Be ready at A.

1. Trot 1/3 of the line, then walk 1/3 of the line then trot the final 1/3 of the line.
2. Stop with horse's hip even with B then perform a 1/4 turn.
3. Back 2 horse lengths then perform a 1 1/4 turn.
4. Trot to judge as shown.
5. Stop and set up at Judge.
6. Inspection.
7. When dismissed, perform a 1/4 turn and trot to exit.

Walk .....  
Trot - - - - -  
Back ← ————  
Marker (B)  
Judge (J)

[S/2-119]

Pattern Provided by:  
*Saundy Anderson*

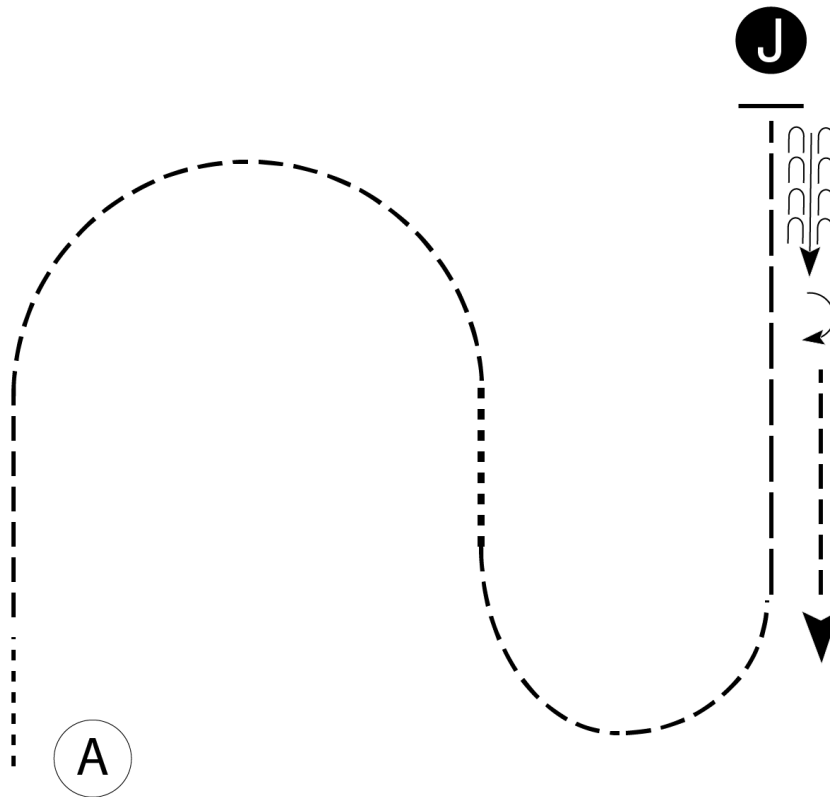
# GSC Kirkwood

## GSC Members Only Showmanship

Show Date: 07-27-2024

w w w . H o r s e S h o w P a t t e r n s . c o m

w w w . H o r s e S h o w P a t t e r n s . c o m



Be ready at A.

1. Walk FORWARD two horse lengths then trot.
2. Trot half circle.
3. Walk FORWARD one horse length.
4. Trot in a half circle.
5. Extended trot to Judge and stop.
6. Set up.
7. Inspection.
8. When dismissed, back approximately two horse lengths.
9. Perform a 180 degree turn and trot to exit.

- Walk    - - - - -
- Trot    - - - - -
- Back    ← - - - - -
- Marker    (B)
- Judge    (J)

[S/1-122]

Pattern Provided by:  
*Saundy Anderson*

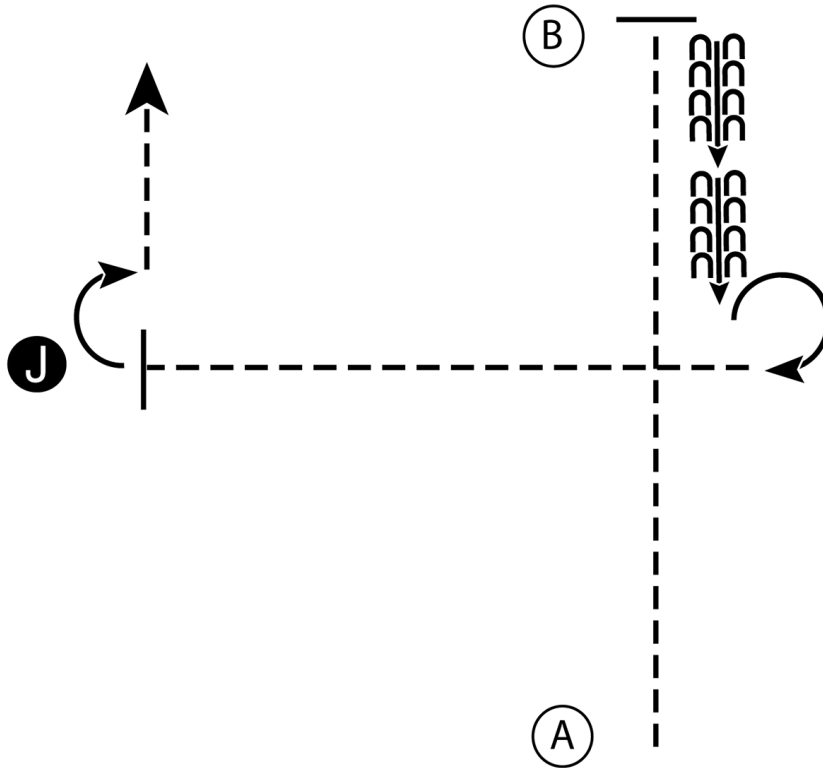
# GSC Kirkwood

## Youth Showmanship #66 (13 - 18 )

Show Date: 07-27-2024

w w w . H o r s e S h o w P a t t e r n s . c o m

w w w . H o r s e S h o w P a t t e r n s . c o m



1. Trot A to B
2. Stop at B and back halfway to A
3. Stop and perform a 270 degree turn
4. Trot to judge and set up for inspection
5. When dismissed perform a 90 degree turn and trot away from judge

Walk .....  
Trot - - - - -  
Back ← C C C C C  
Marker (B)  
Judge (J)

[S/2-3]

Pattern Provided by:  
*Saundy Anderson*

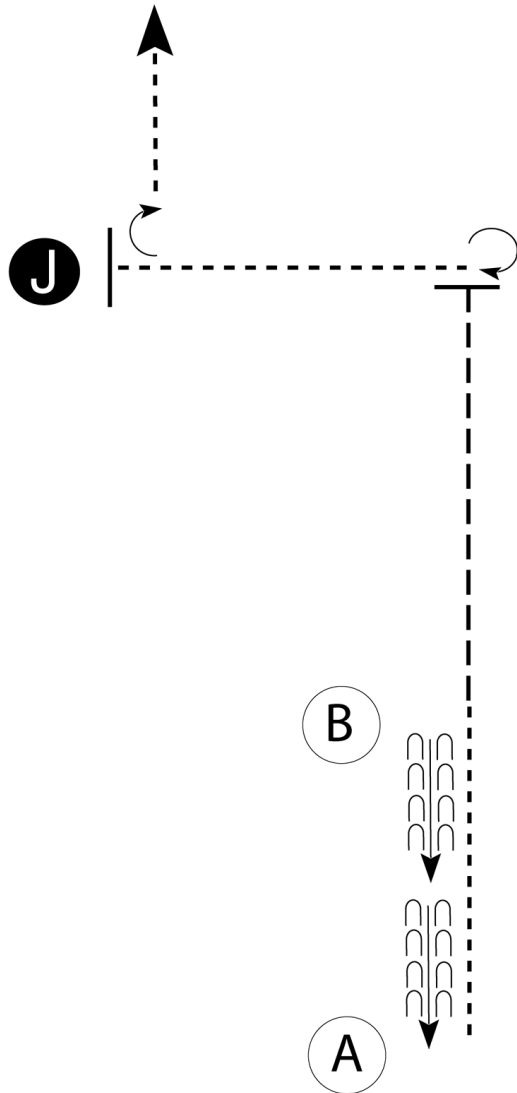
# GSC Kirkwood

## Adult Showmanship #67 (19 & Over)

Show Date: 07-27-2024

w w w . H o r s e S h o w P a t t e r n s . c o m

w w w . H o r s e S h o w P a t t e r n s . c o m



Be ready at B.

1. When acknowledged, back to A.
2. Walk to B.
3. Trot until even with judge and stop.
4. Perform a 270 degree turn.
5. Walk to judge, stop and set up for inspection.
6. When dismissed, perform a 90 degree turn.
7. Walk straight away from judge.

Follow the instructions of your ring steward.

Walk	-----
Trot	- - - - -
Back	← ㄩ ㄩ ㄩ ㄩ
Marker	Ⓟ
Judge	Ⓝ

[S/2-65]

Pattern Provided by:  
*Saundy Anderson*