

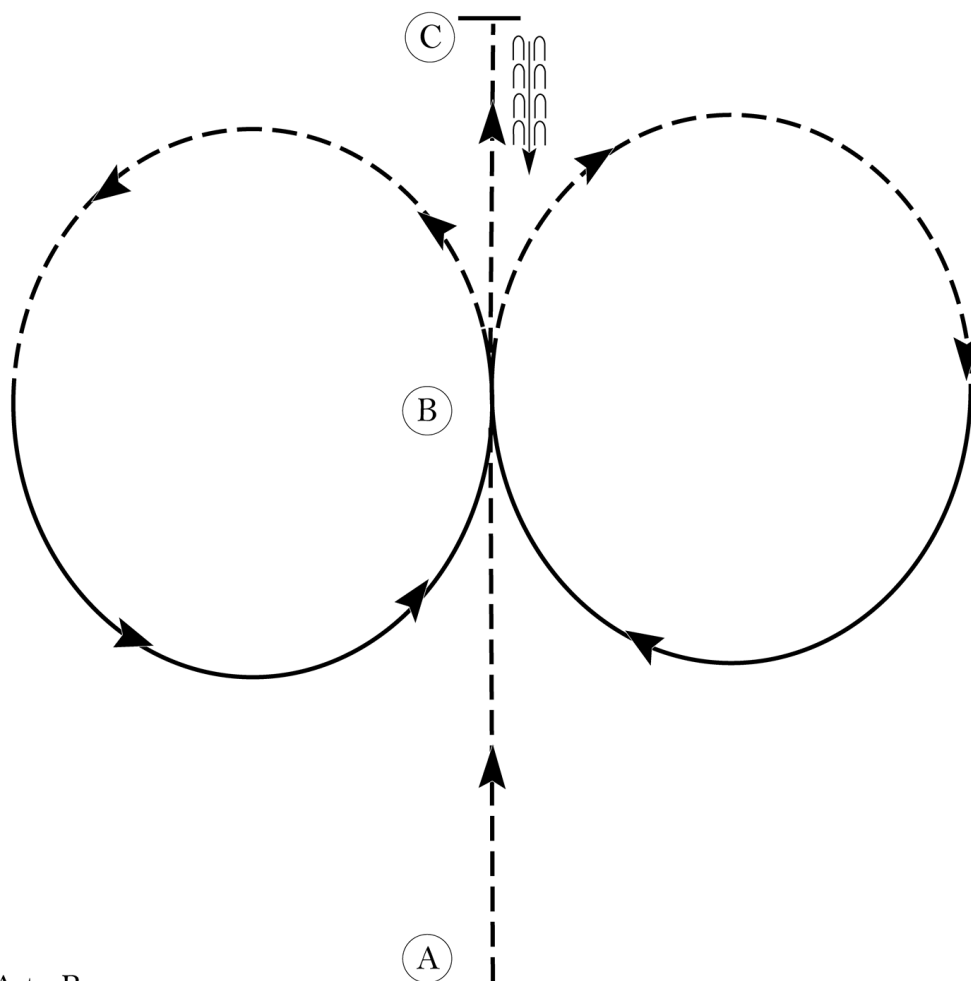
Winter Challenge Series

Hunt Seat Equitation (English Equitation 18 & Under)

Show Date: March 8, 2020

w w w . H o r s e S h o w P a t t e r n s . c o m

w w w . H o r s e S h o w P a t t e r n s . c o m



1. Sitting trot A to B
2. At B posting trot on the left diagonal in a half circle.
3. Canter on the right lead back to B. .
4. Posting trot on the right diagonal in a half circle.
5. Canter on the left lead back to B.
6. Sitting trot to C.
7. Stop at C and back approximately one horse length.

Exit at a sitting trot.

Walk	-----
Trot	- - - - -
Extended Trot	-----
Canter	—————
Leg Yield	
Lead Change	↘ ↙
Back	← ← ← ← ←
Marker	⊙ B
Sidepass	← - - - - ←
Hand Gallop	———

[HSE/2-21]

Pattern Provided by:

Jill Paxton

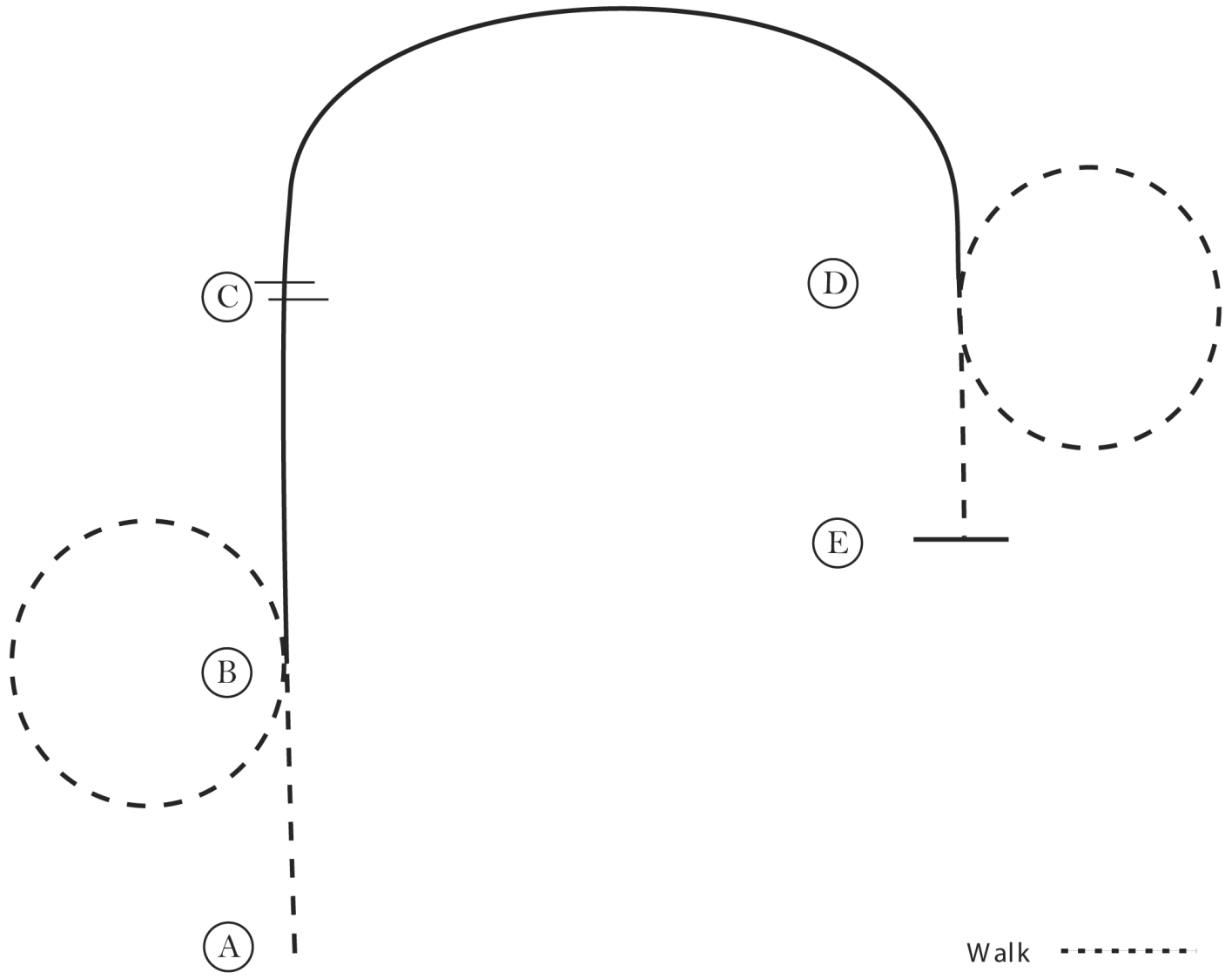
Winter Challenge Series

Hunt Seat Equitation (19 & Over)

Show Date: March 8, 2020

w w w . H o r s e S h o w P a t t e r n s . c o m

w w w . H o r s e S h o w P a t t e r n s . c o m



1. Sitting trot A to B
2. At B posting trot a circle to the left
3. At B canter on the right lead to C
4. At C perform a lead change and continue to D
5. At D posting trot a circle to the left
6. At D change diagonals and continue to E
7. Stop at E

Walk
Trot	- - - - -
Extended Trot	- - - - -
Canter	—————
Leg Yield	
Lead Change	↘
Back	←←←←←
Marker	⊙
Sidepass	←←←←←

[HSE/3-11]

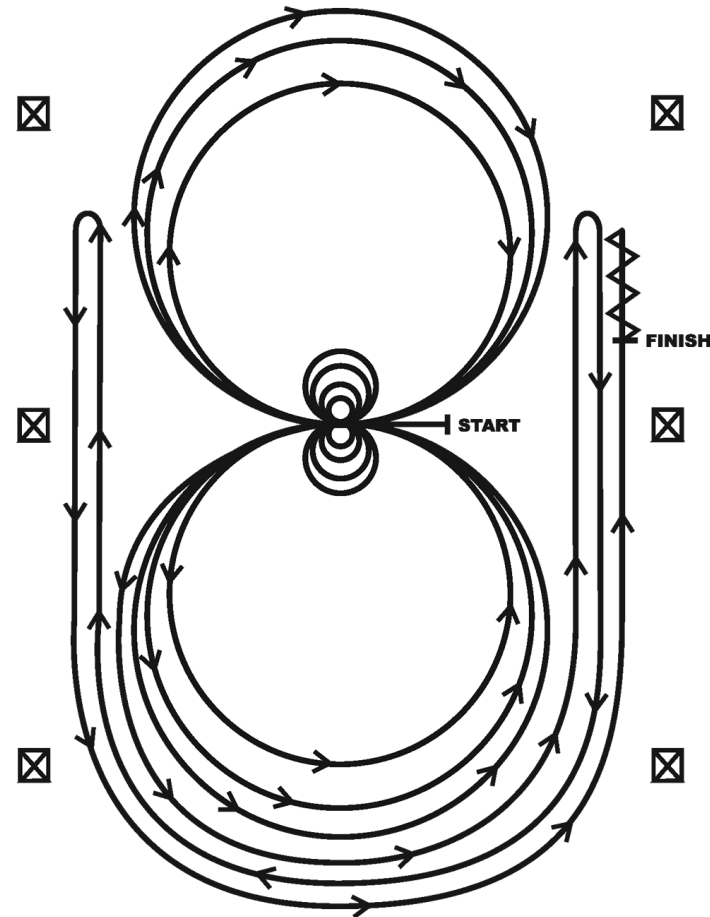
Pattern Provided by:
Jill Paxton

Winter Challenge Series

Reining (all classes)

Show Date: March 8, 2020

REINING PATTERN 6



Horses may walk or jog to the center of arena. Horses must walk or stop prior to starting pattern. Beginning at the center of the arena facing the left wall or fence.

1. Complete four spins to the right. Hesitate.
2. Complete four spins to the left. Hesitate.
3. Beginning on the left lead, complete three circles to the left: the first two circles large and fast; the third circle small and slow. Change leads at the center of the arena.
4. Complete three circles to the right: the first two circles large and fast; the third circle small and slow. Change leads at the center of the arena.
5. Begin a large circle to the left but do not close this circle. Run up the right side of the arena past the center marker and do a right rollback at least twenty feet (six meters) from the wall or fence—no hesitation.
6. Continue back around previous circle but do not close this circle. Run up the left side of the arena past the center marker and do a left rollback at least twenty feet (six meters) from the wall or fence—no hesitation.
7. Continue back around previous circle but do not close this circle. Run up the right side of the arena past the center marker and do a sliding stop at least twenty feet (six meters) from the wall or fence. Back up at least ten feet (three meters). Hesitate to demonstrate the completion of the pattern.

[R/AQHAP-6]

Pattern Provided by:

Jill Paxton

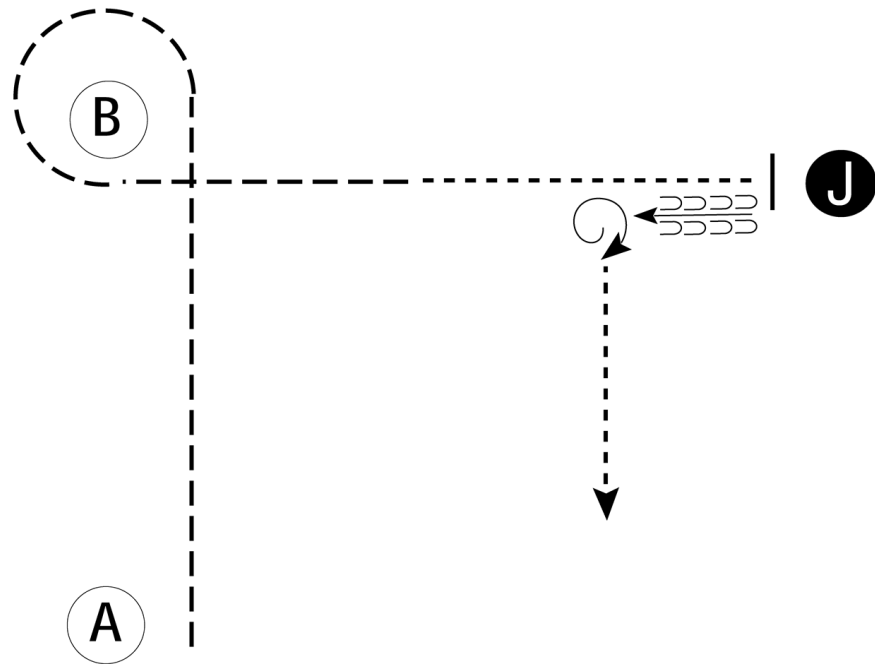
Winter Challenge Series

Showmanship (18 & Under)

Show Date: March 8, 2020

w w w . H o r s e S h o w P a t t e r n s . c o m

w w w . H o r s e S h o w P a t t e r n s . c o m



Be ready at A.

1. Trot from A to B.
2. Trot a tight circle around B.
3. Continue to trot halfway to judge.
4. Break to a walk and walk to judge.
5. Stop and set up for inspection.
6. When dismissed, back approximately one horse length.
7. Perform a 1 1/4 turn and walk away.

Follow the directions of your ring steward.

- Walk -----
- Trot - - - - -
- Back ← ————
—————
- Marker (B)
- Judge (J)

[S/3-56]

Pattern Provided by:

Jill Paxton

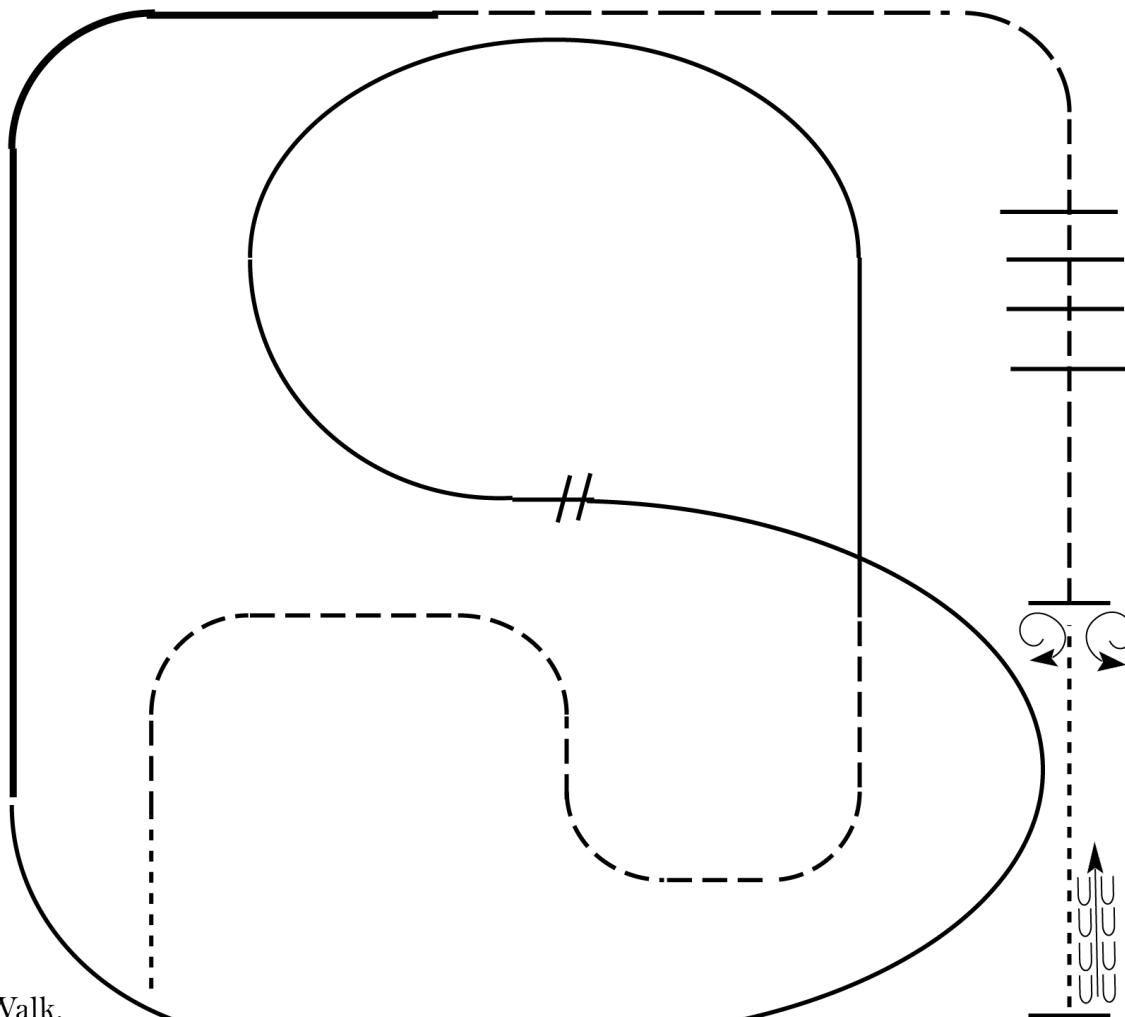
Winter Challenge Series

Ranch Riding

Show Date: March 8, 2020

www.HorseShowPatterns.com

www.HorseShowPatterns.com



1. Walk.
2. Trot serpentine
3. Lope left lead around end of arena and then diagonally across arena.
4. Change leads (simple or flying) and
5. Lope on the right lead around end of the arena.
6. Extend lope on the straight away around corner to center of arena.
7. Extend trot around corner of arena
8. Collect to a trot
9. Trot over poles
10. Stop do a 360 turn each direction (either direction 1st)
11. Walk, stop and back.

Walk	-----
Jog	- - - - -
Extended Jog	— — — — —
Lope	
Lead Change	//
Back	← ← ← ← ←
Marker	ⓑ

[RR/4]

Pattern Provided by:

Jill Paxton

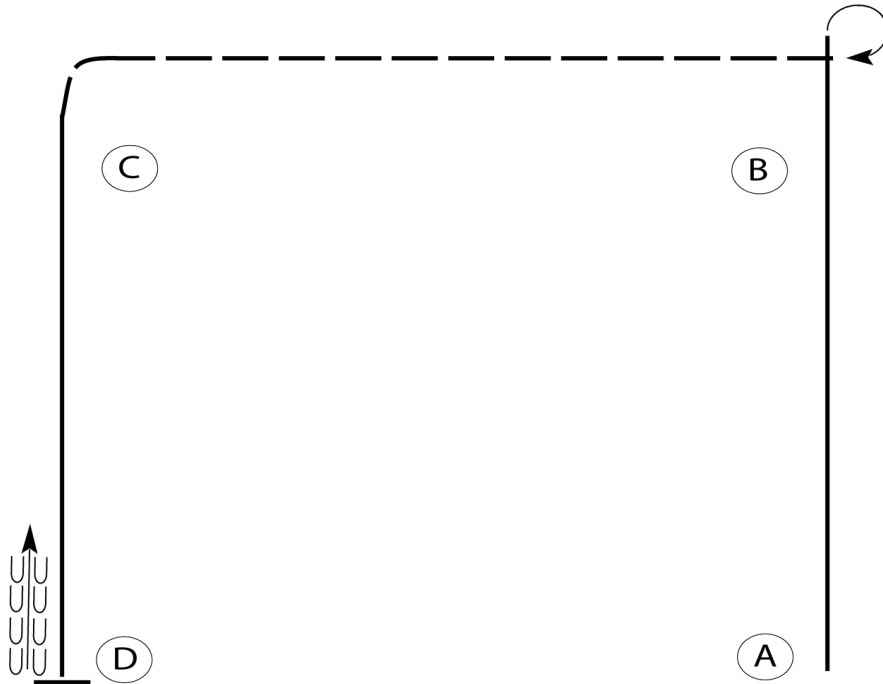
Winter Challenge Series

Western Horsemanship (18 & Under)

Show Date: March 8, 2020

w w w . H o r s e S h o w P a t t e r n s . c o m

w w w . H o r s e S h o w P a t t e r n s . c o m



Be ready at A.

1. Lope on the right lead from A to B.
2. Stop past B and execute a 270 degree turn to the right.
3. Extended jog from B around C.
4. Lope on the left lead from C to D.
5. Stop at D and back one horse length.

Please exit at a jog.

Walk	-----
Jog	-----
Extended Jog	-----
Lope	-----
Leg Yield	
Lead Change	— / —
Back	← ⊞ ⊞ ⊞
Marker	⊞
Sidepass	← ----- →

[WH/3-23]

Pattern Provided by:

Jill Paxton

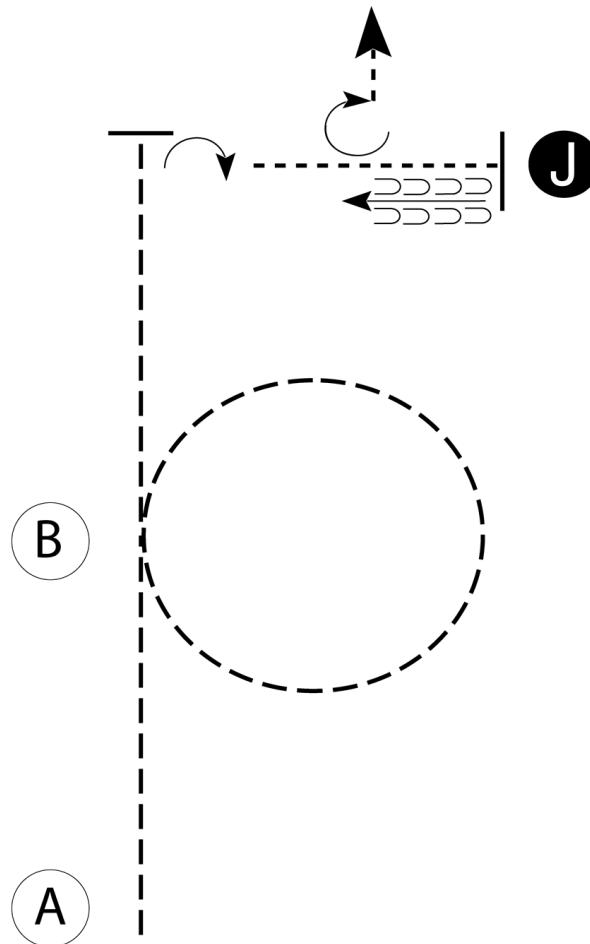
Winter Challenge Series

Showmanship (19 & Over, and Jackpot)

Show Date: March 8, 2020

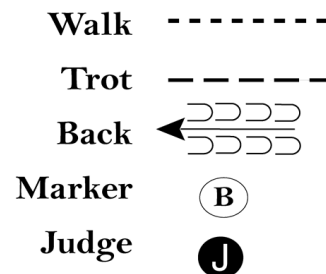
w w w . H o r s e S h o w P a t t e r n s . c o m

w w w . H o r s e S h o w P a t t e r n s . c o m



Be ready at A.

1. Trot to B.
2. Circle to the right at the trot as shown.
3. Extended trot until even with judge.
4. Perform a 1/4 turn.
5. Walk to judge and set up.
6. When dismissed, back approximately one horse length.
7. Perform a 3/4 turn.
8. Walk straight away and proceed to line up by following the instructions of your ring steward.



INSPECTION WILL BE DONE IN LINE UP.

[S/2-72]

Pattern Provided by:

Jill Paxton

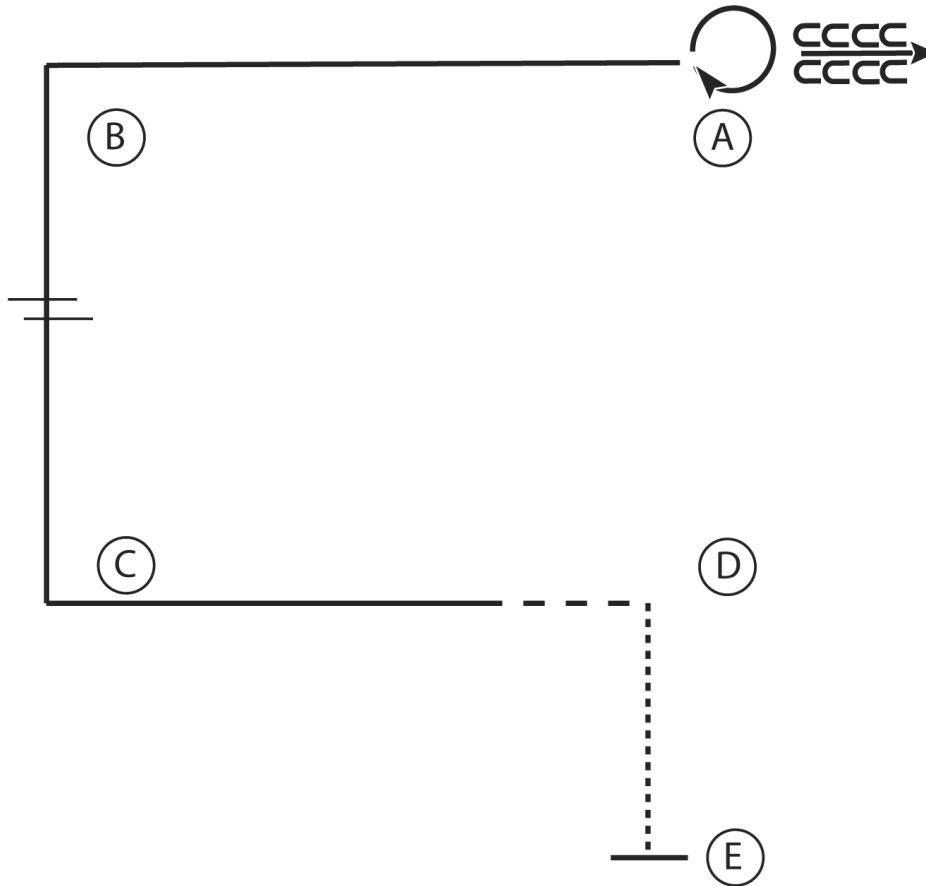
Winter Challenge Series

Western Horsemanship (19 & Over, and Jackpot)

Show Date: March 8, 2020

w w w . H o r s e S h o w P a t t e r n s . c o m

w w w . H o r s e S h o w P a t t e r n s . c o m



1. At A perform a 360 degree turn to the right and back 4 strides
2. Lope on the left lead to and around B in a square corner
3. Half way between B and C perform a lead change
4. Lope to and around C in a square corner
5. Prior to D jog 3 strides
6. Jog a square corner at D
7. Walk to E
8. Stop at E

Walk
Jog	-----
Extended Jog	-----
Lope	—————
Leg Yield	
Lead Change	↘
Back	←←←←←
Marker	(B)
Sidepass	←←←←←

[WH/3-4]

Pattern Provided by:

Jill Paxton

